

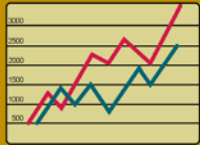
# Sac State Graduation Ecosystem

## ASTRA SCHEDULE

Classroom scheduling

## PLATINUM ANALYTICS

Predicts course demand based on historical, degree audit, and planner data



## CANVAS

New learning management system to meet current and emerging teaching and learning needs

## COURSELEAF CIM (CURRICULUM WORKFLOW)

Workflow for course and program changes - forms A and B

## COURSELEAF CAT (COURSE CATALOG)

Course catalog workflow and online publishing



## ILLUME: STUDENT ANALYTICS

Data and reports for proactive advising and other interventions

## EAB: STUDENT RELATIONSHIP MANAGEMENT SYSTEM


Student relationship management - notes, appointments, and tracking student use of specific services or centers



## KEYS to Degree

### SMART PLANNER

Personalized and interactive student degree planner that provides a customizable path to graduation based on vetted degree program roadmaps



### SAC STATE SCHEDULER

Student schedule optimizer - can include academic and non-academic scheduled commitments

S	M	T	W	T	F	S
✓	✓	✓	✓	✓		
✓			✓		✓	
✓						✓

### ACADEMIC REQUIREMENTS REPORT

Degree audit snapshot report - displays requirements met, in-progress, and to be completed



### PROGRESS TO DEGREE (P2D)

#### FINANCIAL AID METER

Visual progress meters for general education (GE), major, and total requirements; visualizations that summarize financial aid eligibility



### ADVISING SUMMARY

#### TRANSFER CREDIT REPORT

Condensed view of academic information for a given student; summary of transfer courses and credits

Requirement	✓
Requirement	✓
Requirement	✓
Requirement	✓

### ONLINE GRADUATION APPLICATION

Apply to graduate and launch all aspects of the graduation process



## FINISH IN FOUR/THROUGH IN TWO COMMITMENTS

## CMS: STUDENT CENTER (STUDENTS) / STUDENT SERVICES CENTER (FACULTY AND STAFF)

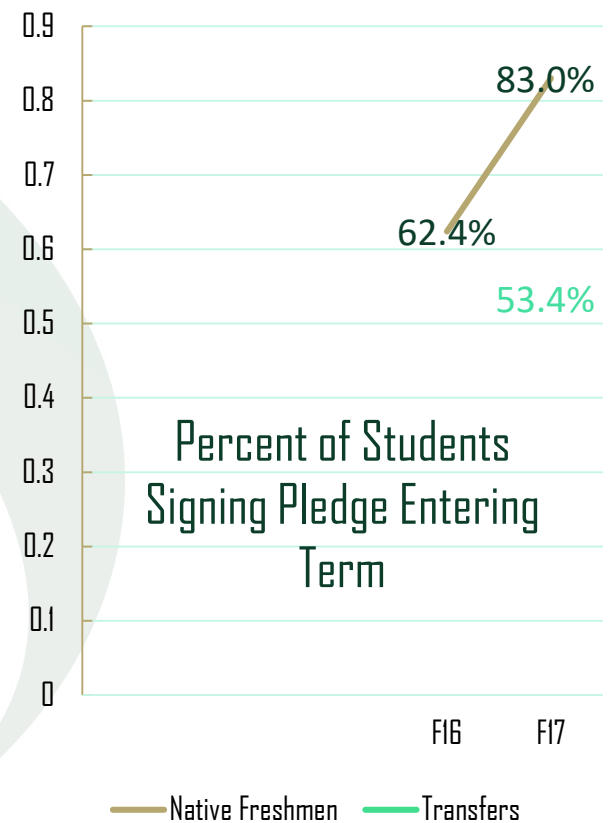
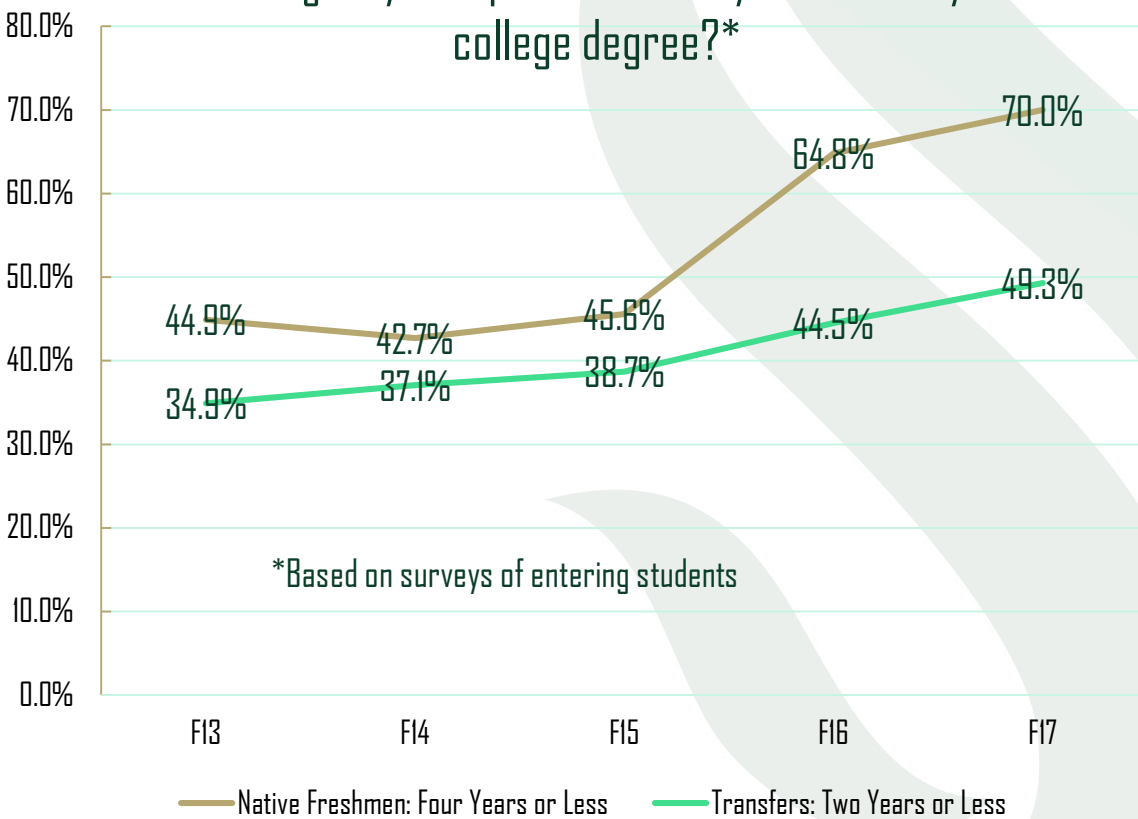
Authoritative source of student, academic, and financial aid data

## DATA WAREHOUSE, COGNOS, AND TABLEAU

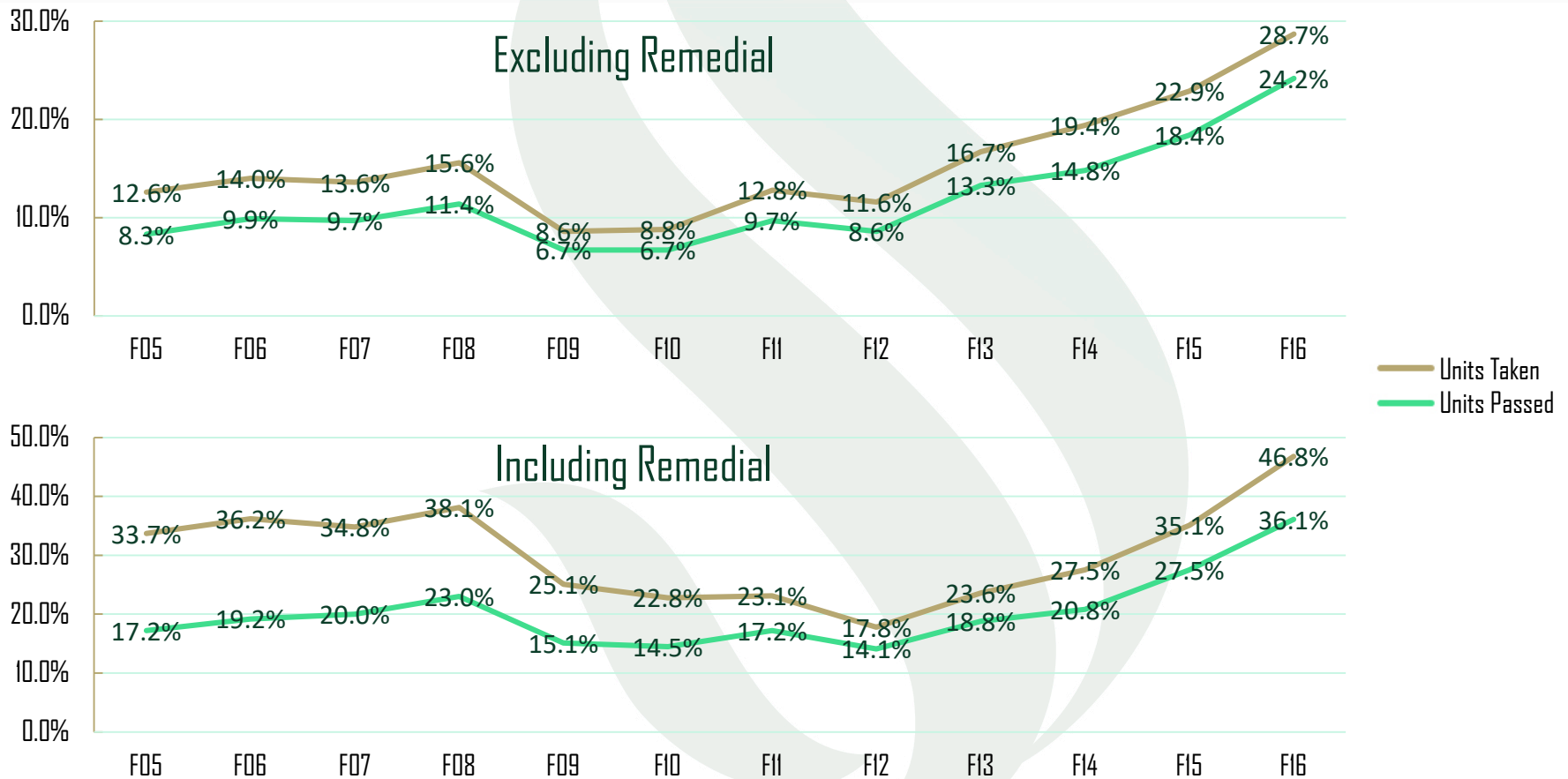
Facilitate reporting across multiple source systems; develop reports, visualizations, and predictive models

# Changing Expectations About Time-to-Degree

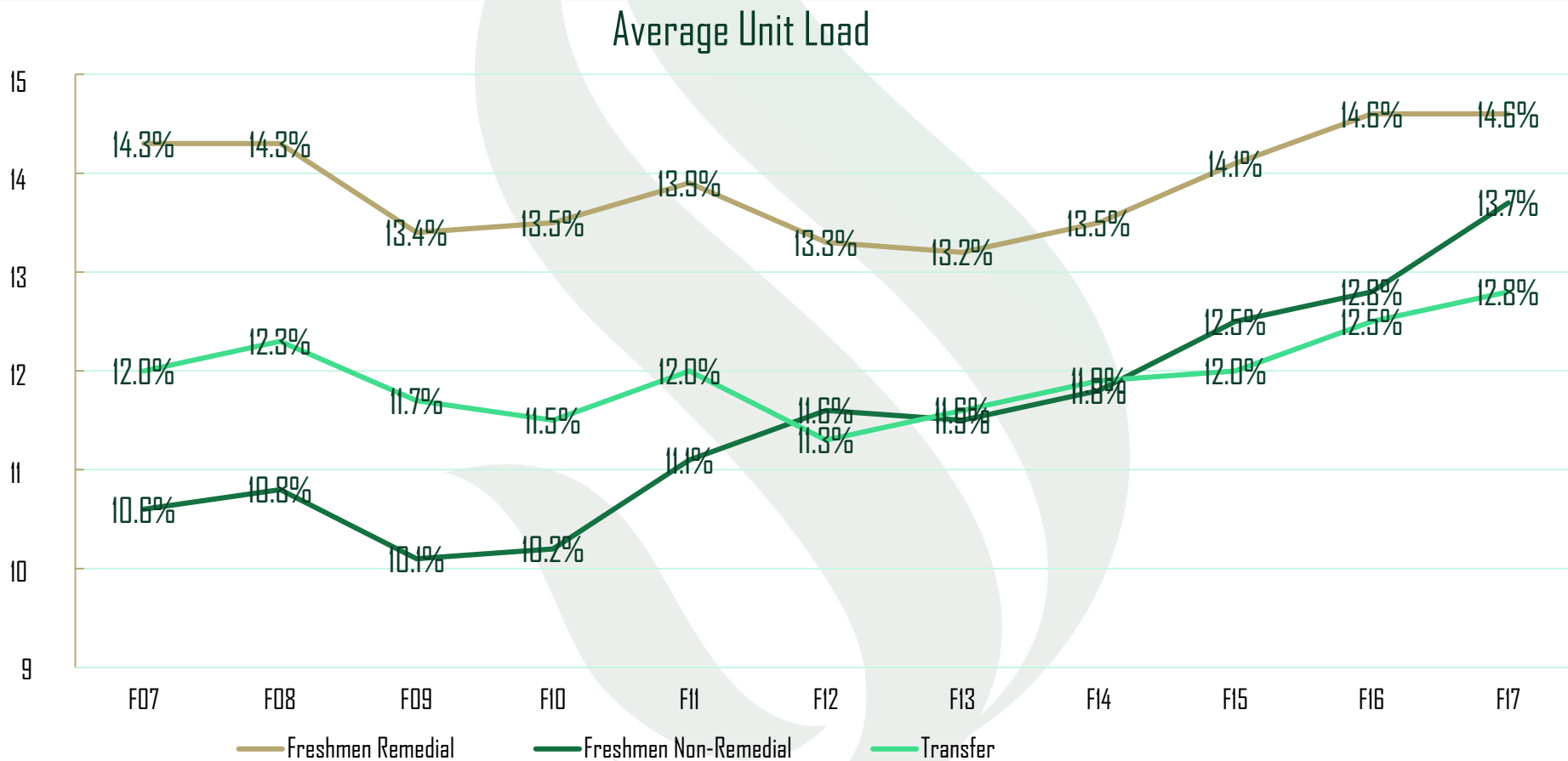
How long do you expect it to take you to finish your college degree?\*



# Native Freshman: Percent Taking/Passing 30+ Units During First Year, Including Summer

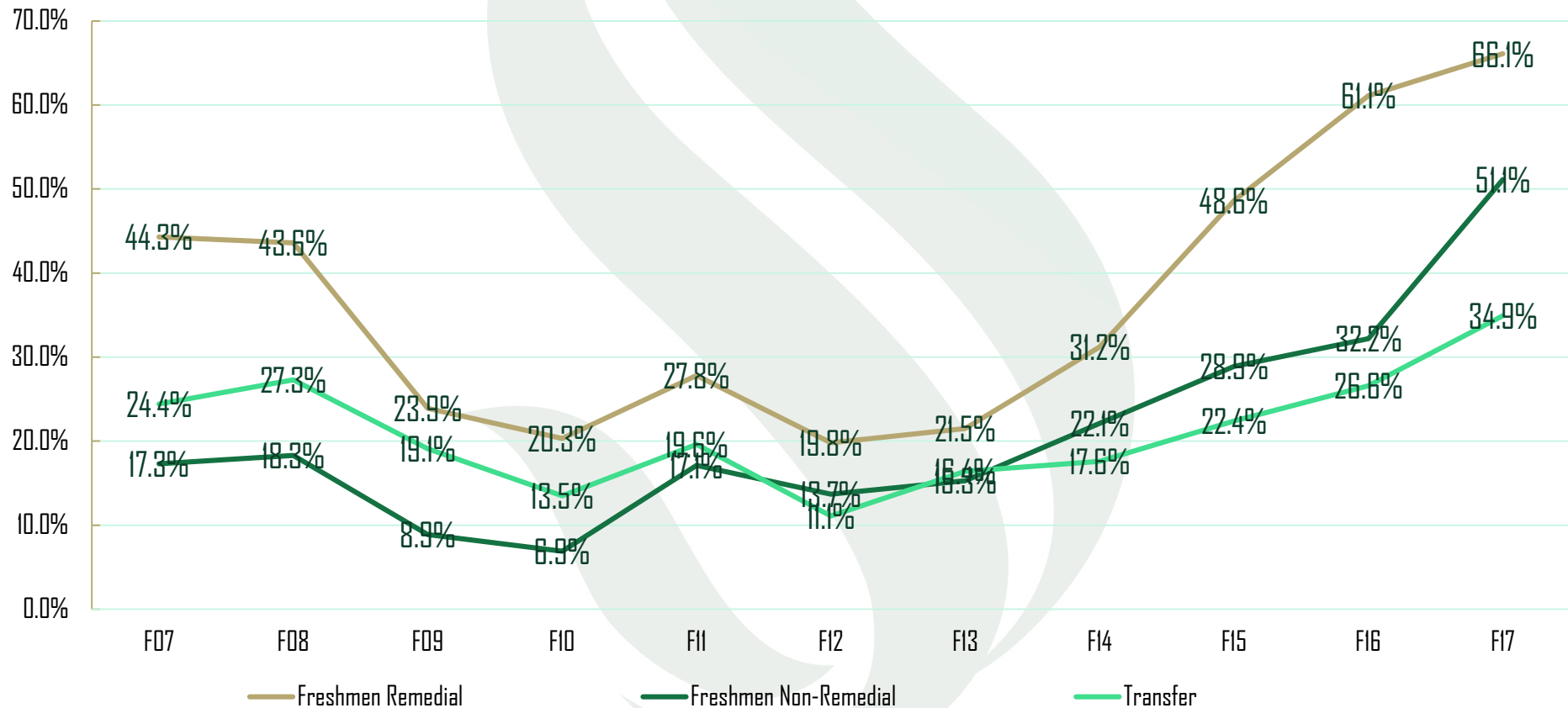


# Average 1<sup>st</sup> Semester Unit Load for Entering Students; Remedial, Non-Remedial, and Transfer Units



# Average 1<sup>st</sup> Semester Unit Load for Entering Students; Remedial, Non-Remedial, and Transfer Units

Percent of Students Taking 15 or More Units





CALIFORNIA STATE UNIVERSITY  
**FULLERTON**<sup>™</sup>


# Graduation Initiative 2025



CALIFORNIA STATE UNIVERSITY  
**FULLERTON**<sup>™</sup>

# Seamless Experience

---



Graduation

Choosing a  
Major

Retention

First Year Experience

Admission & Enrollment

Outreach & Recruitment

# Key Strategies

- First Year Experience
- Smart Advisement
- Strategic Enrollment
- Academic Preparation
- High DFW Courses
- High Impact Practices
- Data-Driven Decisions





# Campus-Wide Collaboration

Every Division Participates

Broad Leadership and Input

Shared Vision

