




CSU Annual Library Statistics 2005-2006

|  | Service Outlets | Staffing | | | | | | | |
|---|---|---|------------------|--------------------------------|--|--------------------------|----------------------------------|---|---|
| | Branch and independent libraries - excluding main library | Librarians and other professional staff (sum of cols. 2a, 2b) | Librarians (FTE) | Other professional staff (FTE) | All other paid staff (except student assistants) (FTE) | Library Assistants (FTE) | Contributed services staff (FTE) | Student assistants from all funding sources (FTE) | Total FTE staff - (sum of lines 2, 3, 4, 5) |
| State University | (1) | (2) | (2a) | (2b) | (3) | (3a) | (4) | (5) | (6) |
| Bakersfield | 1 | 11.36 | 8.36 | 3.00 | 13.00 | 11.00 | — | 3.90 | 28.26 |
| Channel Islands | 0 | 5.50 | 4.50 | 1.00 | 7.25 | 3.50 | 0.75 | 4.00 | 17.50 |
| Chico | 0 | 14.60 | 14.60 | — | 30.00 | 25.50 | — | 23.54 | 68.14 |
| Dominguez Hills | 0 | 13.00 | 10.00 | 3.00 | 17.00 | 9.00 | — | 5.50 | 35.50 |
| East Bay | 1 | 13.00 | 12.00 | 1.00 | 18.00 | 13.00 | — | 12.00 | 43.00 |
| Fresno | 0 | 24.92 | 22.92 | 2.00 | 44.75 | 31.40 | — | 29.62 | 99.29 |
| Fullerton | 1 | 32.68 | 32.68 | — | 49.70 | 38.82 | — | 30.08 | 112.46 |
| Humboldt | 0 | 15.68 | 13.78 | 1.90 | 19.85 | 13.75 | — | 9.10 | 44.63 |
| Long Beach | 1 | 35.84 | 18.84 | 17.00 | 27.63 | 22.63 | 7.00 | 19.70 | 90.17 |
| Los Angeles | 0 | 20.20 | 17.20 | 3.00 | 22.50 | 16.00 | 1.00 | 26.61 | 70.31 |
| Maritime Academy | 1 | 3.00 | 3.00 | — | 2.00 | 2.00 | — | — | 5.00 |
| Monterey Bay | 0 | 8.24 | 8.24 | — | 6.83 | 4.83 | — | 1.60 | 16.67 |
| Northridge | 0 | 29.70 | 25.70 | 4.00 | 55.50 | 32.00 | — | 50.89 | 136.09 |
| Pomona | 0 | 15.10 | 15.10 | — | 33.15 | 23.00 | — | 9.26 | 57.51 |
| Sacramento | 1 | 31.23 | 31.23 | — | 47.73 | 36.73 | — | 32.82 | 111.78 |
| San Bernardino | 0 | 16.00 | 11.00 | 5.00 | 25.00 | 18.00 | — | 15.44 | 56.44 |
| San Diego | 1 | 44.75 | 29.75 | 15.00 | 48.30 | 40.40 | — | 49.74 | 142.79 |
| San Francisco | 1 | 28.90 | 27.40 | 1.50 | 60.27 | 38.29 | — | 38.06 | 127.23 |
| San Jose | 0 | 30.70 | 26.70 | 4.00 | 51.75 | 26.00 | — | 37.51 | 119.96 |
| San Luis Obispo | 0 | 13.00 | 13.00 | — | 34.25 | 25.50 | — | 12.40 | 59.65 |
| San Marcos | 0 | 12.58 | 12.58 | — | 26.50 | 20.00 | — | 12.89 | 51.97 |
| Sonoma | 1 | 12.50 | 8.50 | 4.00 | 23.00 | 16.00 | 1.50 | 16.70 | 53.70 |
| Stanislaus | 1 | 10.50 | 9.50 | 1.00 | 18.00 | 15.00 | — | 8.30 | 36.80 |
| Total | 10 | 442.98 | 376.58 | 66.40 | 681.96 | 482.35 | 10.25 | 449.66 | 1,584.85 |


CSU Annual Library Statistics 2005-2006

| Operating Expenditures | | | | | | | | | | |
|---|--|--------------|--|---|---|-----------------------|---|-------------|----------------------|---|
| | Salaries and Wages | | | | | | Information Resources | | | |
|  | | | | | | | | | | |
| | Librarians and other professional staff | Librarians | Other professional staff (cols. 7 7a) | All other paid staff (except student assistants) | Total salaries and wages (except stdt. asst.) (sum of cols. 7, 8) | Student assistants | Books, serial backfiles, and other print materials | Books-print | Books- electronic | Current serials (sum of cols. 11a, 11b) |
| State University | (7) | (7a) | (7b) | (8) | (8a) | (9) | (10) | (10a) | (10b) | (11) |
| Bakersfield | \$728,485 | \$491,305 | \$237,180 | \$543,898 | \$1,272,383 | \$54,296 | \$59,402 | N/A | N/A | \$267,955 |
| Channel Islands | \$396,228 | \$272,904 | \$123,324 | \$434,495 | \$830,723 | \$53,995 | \$77,538 | \$72,461 | \$5,077 | \$1,989 |
| Chico | \$1,036,620 | \$926,028 | \$110,592 | \$1,296,195 | \$2,332,815 | \$380,915 | \$182,330 | \$182,330 | — | \$450,311 |
| Dominguez Hills | \$985,347 | \$699,503 | \$285,844 | \$696,378 | \$1,681,725 | \$95,213 | \$267,398 | N/A | N/A | \$232,622 |
| East Bay | \$1,111,228 | \$901,407 | \$209,821 | \$719,297 | \$1,830,525 | \$170,077 | \$175,688 | \$163,643 | \$12,045 | \$392,298 |
| Fresno | \$2,000,652 | \$1,873,512 | \$127,140 | \$1,832,408 | \$3,833,060 | \$454,976 | \$462,291 | \$462,291 | — | \$861,802 |
| Fullerton | \$1,688,627 | \$1,688,627 | — | \$1,604,692 | \$3,293,319 | \$506,948 | \$813,316 | \$777,122 | \$35,673 | \$608,336 |
| Humboldt | \$1,154,702 | \$1,060,362 | \$94,340 | \$789,333 | \$1,944,035 | \$128,715 | \$98,531 | \$98,531 | — | \$192,651 |
| Long Beach | \$2,412,739 | \$1,471,457 | \$941,282 | \$1,349,523 | \$3,762,262 | \$409,849 | \$321,259 | \$321,259 | — | \$1,045,187 |
| Los Angeles | \$1,574,274 | \$1,258,170 | \$316,104 | \$924,973 | \$2,499,247 | \$366,364 | \$349,077 | \$330,644 | \$18,433 | \$335,577 |
| Maritime Academy | \$183,456 | \$183,456 | — | \$83,123 | \$266,579 | \$14,901 | \$40,487 | \$40,487 | — | \$42,198 |
| Monterey Bay | \$606,120 | \$606,120 | — | \$281,559 | \$887,679 | \$30,600 | \$70,733 | \$70,733 | — | \$64,772 |
| Northridge | 2,206,241 | 1,805,821 | \$400,420 | \$2,312,735 | \$4,518,976 | \$808,214 | \$302,246 | \$298,999 | \$3,247 | \$1,105,578 |
| Pomona | \$1,146,030 | \$1,146,030 | — | \$1,418,875 | \$2,564,905 | \$168,235 | \$291,586 | \$276,606 | \$14,980 | \$597,609 |
| Sacramento | \$1,998,469 | \$1,998,469 | — | \$1,996,900 | \$3,995,369 | \$561,139 | \$588,443 | \$588,443 | — | \$416,186 |
| San Bernardino | \$873,935 | \$751,223 | \$122,712 | \$1,058,283 | \$1,932,218 | \$178,889 | \$304,045 | \$304,045 | — | \$260,931 |
| San Diego | \$3,194,101 | \$1,850,888 | \$1,343,213 | \$1,922,883 | \$5,116,984 | \$789,845 | \$1,279,518 | \$1,279,518 | — | \$512,984 |
| San Francisco | \$1,938,471 | \$1,814,915 | \$123,556 | \$2,376,645 | \$4,315,116 | \$672,928 | \$671,916 | \$661,153 | — | \$963,744 |
| San Jose | \$2,459,151 | \$2,129,967 | \$329,184 | \$2,526,051 | \$4,985,202 | \$792,207 | \$736,688 | \$731,873 | \$4,815 | \$235,642 |
| San Luis Obispo | \$1,014,732 | \$1,014,732 | — | \$1,604,096 | \$2,618,828 | \$174,113 | \$259,518 | \$255,938 | \$3,580 | \$588,402 |
| San Marcos | \$965,490 | \$965,490 | — | \$963,768 | \$1,929,258 | \$211,294 | \$246,972 | \$246,972 | — | \$203,020 |
| Sonoma | \$940,208 | \$524,732 | \$415,476 | \$973,819 | \$1,914,027 | \$148,263 | \$192,793 | \$191,631 | \$1,162 | \$168,961 |
| Stanislaus | \$685,279 | \$577,729 | \$107,550 | \$670,942 | \$1,356,221 | \$114,576 | \$105,294 | \$105,294 | N/A | \$445,029 |
| Total | \$31,300,584 | \$26,012,847 | \$5,287,738 | \$28,380,871 | \$59,681,456 | \$7,286,553 | \$7,897,069 | \$7,459,973 | \$99,012 | \$9,993,784 |


CSU Annual Library Statistics 2005-2006

| Operating Expenditures | | | | | | | | | |
|---|-----------------------------|-------------------------|-------------------------------|--------------------------|--|--|---|----------|---|
| Information Resources | | | | | | | | | |
|  | Periodical subscriptions | Serial subscriptions | Current serials- microform | Audiovisual materials | Computer files and search services - include all current e-series | Current serial subscriptions- electronic | Document delivery/ interlibrary loan | Other | Total information resources (sum of cols.10, 11, 12, 13, 14, 15, 16) |
| | (11a) | (11b) | (12) | (13) | (14) | (14a) | (15) | (16) | (16a) |
| State University | | | | | | | | | |
| Bakersfield | \$233,848 | \$34,107 | \$14,984 | N/A | \$191,447 | N/A | \$3,731 | — | \$537,519 |
| Channel Islands | \$1,989 | — | — | \$9,021 | \$137,279 | \$27,633 | \$5,000 | — | \$230,827 |
| Chico | \$325,157 | \$125,154 | \$34,881 | \$18,335 | \$402,767 | \$353,973 | \$6,096 | \$1,321 | \$1,096,041 |
| Dominguez Hills | \$187,158 | \$45,464 | \$556 | — | \$278,416 | N/A | \$13,715 | — | \$792,707 |
| East Bay | \$264,661 | \$127,637 | \$14,450 | \$23,850 | \$416,992 | \$416,992 | \$45,641 | — | \$1,068,919 |
| Fresno | \$648,584 | \$213,218 | \$139,808 | \$15,238 | \$572,577 | \$456,955 | N/A | \$52,000 | \$2,103,716 |
| Fullerton | \$557,203 | \$51,133 | \$31,651 | \$36,546 | \$1,283,518 | \$477,704 | \$106,434 | \$944 | \$2,880,745 |
| Humboldt | \$156,963 | \$35,688 | \$19,118 | \$10,882 | \$421,260 | \$421,260 | \$5,864 | \$497 | \$748,803 |
| Long Beach | \$909,664 | \$135,523 | \$15,456 | \$12,779 | \$1,192,720 | \$335,812 | \$41,393 | \$10,289 | \$2,639,083 |
| Los Angeles | \$297,048 | \$38,529 | \$16,324 | \$4,125 | \$516,412 | \$516,412 | \$3,012 | — | \$1,224,527 |
| Maritime Academy | \$42,198 | — | — | \$379 | \$18,499 | \$18,499 | \$628 | — | \$102,191 |
| Monterey Bay | \$54,655 | \$10,117 | — | \$2,926 | \$104,533 | \$18,693 | \$17,758 | — | \$260,722 |
| Northridge | \$805,585 | \$299,993 | \$40,229 | \$97,421 | \$657,029 | \$251,898 | \$4,393 | — | \$2,206,896 |
| Pomona | \$373,553 | \$224,056 | \$16,400 | \$10,395 | \$503,972 | \$364,908 | \$46,798 | — | \$1,466,760 |
| Sacramento | \$254,192 | \$161,994 | \$69,862 | \$29,521 | \$720,728 | \$719,179 | — | \$1,465 | \$1,826,205 |
| San Bernardino | \$174,423 | \$86,508 | \$13,762 | N/A | \$389,255 | \$389,255 | N/A | — | \$967,993 |
| San Diego | \$130,835 | \$382,149 | \$194,048 | \$59,710 | \$1,315,128 | \$1,314,407 | \$104,464 | — | \$3,465,852 |
| San Francisco | \$712,256 | \$251,488 | \$287,721 | \$11,484 | \$1,436,220 | \$934,260 | \$121,063 | \$4,321 | \$3,496,469 |
| San Jose | \$125,008 | \$110,634 | \$25,527 | \$50,517 | \$1,361,711 | \$1,359,188 | \$43,536 | — | \$2,453,621 |
| San Luis Obispo | \$393,393 | \$195,009 | \$32,633 | \$2,919 | \$941,752 | \$325,864 | \$26,147 | — | \$1,851,371 |
| San Marcos | \$167,903 | \$35,117 | \$22,991 | \$19,479 | \$218,477 | — | \$39,658 | — | \$750,597 |
| Sonoma | \$133,001 | \$35,960 | \$4,666 | \$40,263 | \$366,436 | \$55,267 | \$4,940 | \$8,024 | \$786,083 |
| Stanislaus | \$337,794 | \$107,235 | N/A | N/A | \$209,200 | \$209,200 | \$6,191 | — | \$765,714 |
| Total | \$7,287,071 | \$2,706,713 | \$995,067 | \$455,790 | \$13,656,328 | \$8,967,359 | \$646,462 | \$78,861 | \$33,723,361 |


CSU Annual Library Statistics 2005-2006

| Operating Expenditures | | | | | | | | |
|---|------------------|--|--|---|--|---|--|---|
| Information Resources | | | | | | | | |
|  | | Furniture and equipment - exclude computer equipment | Computer hardware and software - include maintenance | Bibliograph- ic utilities, networks, and consortia | All other operating expenditures | Total operating expenditures (sum of 7- 10,11,12-21) | Employee fringe benefits (if paid from the library budget) | Total expenditures (sum of cols. 22 and 23a) |
| | State University | (17) | (18) | (19) | (20) | (21) | (22) | (23a) |
| Bakersfield | \$17,757 | \$379 | \$33,422 | \$35,720 | \$13,832 | \$1,965,308 | \$496,854 | \$2,462,162 |
| Channel Islands | \$500 | \$13,348 | \$13,364 | \$52,790 | \$42,000 | \$1,237,547 | \$278,569 | \$1,516,116 |
| Chico | \$14,640 | \$75,328 | \$317,751 | \$43,832 | \$27,712 | \$4,289,034 | — | \$4,289,034 |
| Dominguez Hills | \$30,000 | — | \$81,282 | \$19,200 | \$73,236 | \$2,773,363 | — | \$2,773,363 |
| East Bay | \$5,255 | — | \$80,649 | \$33,383 | \$100,104 | \$3,288,912 | — | \$3,288,912 |
| Fresno | \$31,049 | \$92,260 | \$141,196 | \$70,678 | \$286,643 | \$7,013,578 | — | \$7,013,578 |
| Fullerton | \$20,025 | \$127,335 | \$498,301 | \$66,097 | \$279,211 | \$7,671,981 | — | \$7,671,981 |
| Humboldt | \$2,900 | \$14,823 | \$71,525 | \$31,087 | \$97,492 | \$3,039,380 | \$703,118 | \$3,742,498 |
| Long Beach | \$34,770 | \$96,549 | \$484,002 | \$143,228 | \$210,930 | \$7,780,673 | — | \$7,780,673 |
| Los Angeles | \$40,000 | \$12,400 | \$6,500 | \$84,871 | \$186,218 | \$4,420,127 | \$912,041 | \$5,332,168 |
| Maritime Academy | \$4,265 | — | \$6,581 | \$3,508 | \$14,159 | \$412,184 | \$100,428 | \$512,612 |
| Monterey Bay | \$15,863 | \$13,696 | \$12,060 | \$10,643 | \$229,196 | \$1,460,459 | — | \$1,460,459 |
| Northridge | \$50,370 | \$72,786 | \$197,891 | \$85,000 | \$424,896 | \$8,365,029 | — | \$8,365,029 |
| Pomona | \$149 | \$38,781 | \$223,892 | \$14,732 | \$100,129 | \$4,577,583 | \$576,613 | \$5,154,196 |
| Sacramento | \$38,000 | \$21,492 | \$206,744 | \$66,095 | \$215,626 | \$6,930,670 | — | \$6,930,670 |
| San Bernardino | \$10,631 | \$63,616 | \$29,854 | \$4,075 | \$144,995 | \$3,818,479 | \$434 | \$3,818,913 |
| San Diego | \$47,445 | \$864,760 | \$621,158 | \$105,978 | \$386,191 | \$11,398,212 | \$2,034,608 | \$13,432,820 |
| San Francisco | \$17,203 | \$245,607 | \$376,688 | \$47,425 | \$271,639 | \$9,443,075 | — | \$9,443,075 |
| San Jose | \$22,177 | \$4,806 | \$316,449 | \$183,562 | \$584,771 | \$9,342,795 | \$1,809,079 | \$11,151,874 |
| San Luis Obispo | \$29,180 | \$169,779 | \$79,790 | \$103,129 | \$203,317 | \$5,229,507 | \$1,001,194 | \$6,230,701 |
| San Marcos | \$1,980 | \$4,725 | \$79,148 | \$78,855 | \$209,197 | \$3,265,054 | \$749,061 | \$4,014,115 |
| Sonoma | \$5,500 | \$31,103 | \$60,741 | \$12,217 | \$255,399 | \$3,213,333 | — | \$3,213,333 |
| Stanislaus | \$3,025 | \$13,767 | \$69,729 | \$63,167 | \$138,798 | \$2,524,997 | \$545,530 | \$3,070,526 |
| Total | \$442,684 | \$1,977,339 | \$4,008,717 | \$1,359,272 | \$4,495,691 | \$113,461,280 | \$9,207,528 | \$122,668,808 |


CSU Annual Library Statistics 2005-2006

| Collections | | | | | | | | | | | |
|---|---|-------------------------------------|--------------------------------------|---------------------------|--|--|---------------------------|------------------------------|-------------------------------|-------------------------|---|
| Added | | | | | | | | | | | |
|  | Books and bound periodicals - volumes-print (sum of cols. 24a, 24b, 24c, 24d) | Total print and electronic (titles) | Books, excl. juv's and texts (vols.) | Electronic books (titles) | Added by purchase, excl juv's and texts (vols) | Added by gift, excl. juv's and texts (vols.) | Bound periodicals (vols.) | Juvenile works-print (vols.) | Textbooks, K 12 print (vols.) | Volumes withdrawn-print | Government documents - include gov't documents not reported elsewhere (units) |
| State University | (24) | (25) | (24a) | (25a) | (24a(1)) | (24a(2)) | (24b) | (24c) | (24d) | (24e) | (26) |
| Bakersfield | 15,769 | — | 5,547 | — | 2,045 | 3,502 | 10,049 | 170 | 3 | 4,214 | N/A |
| Channel Islands | 2,270 | 25,572 | 1,943 | 23,302 | 1,840 | 103 | — | 327 | — | 2 | — |
| Chico | 6,446 | 10,661 | 4,625 | 4,042 | 4,398 | 227 | 1,381 | 235 | 205 | 16,734 | — |
| Dominguez Hills | 3,347 | 2,976 | 1,694 | — | 1,694 | — | 1,597 | 56 | — | 474 | — |
| East Bay | 5,853 | N/A | 5,419 | 110 | N/A | N/A | 326 | 108 | — | 14,906 | — |
| Fresno | 28,097 | 37,079 | 20,297 | 1,424 | 16,576 | 3,720 | 2,079 | 271 | 5,450 | 6,533 | 567 |
| Fullerton | 28,399 | 25,204 | 25,237 | 3,026 | 19,454 | 5,783 | 785 | 526 | 1,851 | 12,925 | — |
| Humboldt | 8,611 | N/A | 8,516 | 7,248 | 2,813 | 5,703 | 85 | 10 | — | 7,852 | 1,328 |
| Long Beach | 12,749 | 49,655 | 8,193 | 42,023 | 7,055 | 1,138 | 4,198 | 358 | — | 74,986 | — |
| Los Angeles | 10,327 | 15,378 | 7,988 | 2,846 | 7,388 | 600 | 1,949 | 390 | — | 2,396 | 12,516 |
| Maritime Academy | 1,515 | 2,136 | 1,155 | 354 | 697 | 458 | 360 | — | — | — | — |
| Monterey Bay | 2,183 | 1,757 | 1,754 | 45 | 1,467 | 287 | 384 | 21 | 24 | 60 | 8 |
| Northridge | 30,193 | 12,910 | 26,078 | 2,146 | 23,445 | N/A | 3,089 | 838 | 188 | — | 734 |
| Pomona | 10,161 | 8,011 | 9,686 | 771 | 9,463 | 223 | 174 | 301 | — | 18,645 | — |
| Sacramento | 22,772 | 18,159 | 17,590 | 1,700 | 12,393 | 5,197 | 3,477 | 361 | 1,344 | 1,482 | — |
| San Bernardino | 11,929 | 12,926 | 11,762 | 3,249 | 11,084 | 678 | — | 163 | 4 | 75 | — |
| San Diego | 30,304 | 21,892 | 25,768 | 233 | 21,698 | 4,070 | 3,352 | 1,020 | 164 | 704 | 5,526 |
| San Francisco | 25,313 | 22,169 | 24,040 | — | 15,274 | 8,766 | 1,118 | 155 | — | 11,273 | — |
| San Jose | 21,042 | N/A | 19,480 | N/A | 14,379 | 5,101 | 162 | 212 | 1,188 | 8,764 | — |
| San Luis Obispo | 8,335 | 6,420 | 5,056 | 29 | 4,165 | 891 | 1,700 | 776 | 803 | 26,245 | 12 |
| San Marcos | 16,156 | — | 9,866 | — | 6,159 | 3,707 | 1,389 | 4,901 | — | 542 | — |
| Sonoma | 12,700 | 12,726 | 6,768 | 6,116 | 4,771 | 1,511 | 5,204 | 728 | — | 4,391 | 1,087 |
| Stanislaus | 6,908 | 5,339 | 6,763 | — | 5,499 | 1,264 | 22 | 123 | N/A | 2,338 | 1,383 |
| Total | 321,379 | 290,970 | 255,225 | 98,664 | 193,757 | 52,929 | 42,880 | 12,050 | 11,224 | 215,541 | 23,161 |


CSU Annual Library Statistics 2005-2006

| | | Collections | | | | | | |
|---|---|-------------------------------------|-------------------------------------|---------------------------------|----------------------------------|--------------------|--------------------------------------|--------------------------------|
| | | Added | | | | | | |
|  | Total number of paid and unpaid PRINT subscriptions | Total number of unique titles-print | Paid periodical subscriptions-print | Paid serial subscriptions-print | Current unique titles-electronic | Microforms (units) | Manuscripts and archives linear feet | Cartographic materials (units) |
| | (27) | (28) | (27a) | (27b) | (29) | (30) | (31) | (32) |
| State University | | | | | | | | |
| Bakersfield | — | — | — | — | — | 855 | 40 | 2,500 |
| Channel Islands | — | — | — | — | — | — | — | — |
| Chico | 14 | 14 | 11 | — | N/A | 1,982 | 84 | 560 |
| Dominguez Hills | — | — | — | — | N/A | 8 | — | — |
| East Bay | — | — | — | — | 1,877 | 332 | N/A | 7 |
| Fresno | 7 | 1,424 | 5 | — | 684 | 1,163 | 13 | 1,830 |
| Fullerton | 59 | 59 | 21 | 5 | 415 | 1,040 | 1 | 44 |
| Humboldt | — | — | — | — | 2,028 | 684 | 11 | 2,861 |
| Long Beach | 28 | 28 | 3 | 3 | 10,509 | 280 | 85 | — |
| Los Angeles | 2 | 2 | 2 | — | 9 | 2,088 | — | — |
| Maritime Academy | — | — | — | — | — | — | — | — |
| Monterey Bay | 3 | N/A | — | — | 1,546 | — | — | — |
| Northridge | — | — | — | — | N/A | — | 45 | — |
| Pomona | 23 | 75 | 6 | 9 | 542 | 2,979 | 64 | 6 |
| Sacramento | — | — | — | — | 1,780 | 13,233 | 236 | 99 |
| San Bernardino | — | — | — | — | — | 420 | — | 41 |
| San Diego | 17 | 17 | 2 | 15 | 11,366 | 42,167 | — | 743 |
| San Francisco | 294 | 294 | 12 | 2 | 2,897 | 53,169 | 160 | 46 |
| San Jose | 16 | 16 | 9 | 3 | N/A | 3,217 | 908 | 190 |
| San Luis Obispo | 32 | 28 | 19 | 8 | 301 | 8,549 | 47 | 129 |
| San Marcos | — | — | — | — | 1,481 | 8,401 | 14 | 13 |
| Sonoma | 13 | 13 | 7 | 1 | — | 29 | 3 | 24 |
| Stanislaus | 22 | 22 | 21 | N/A | — | 4,356 | 1 | 105 |
| Total | 530 | 1,992 | 118 | 46 | 35,435 | 144,952 | 1,712 | 9,198 |


CSU Annual Library Statistics 2005-2006

| | Collections | | | | | | | | |
|---|---------------------------|--------------------------|----------------------------------|------------------------|---------------------------------|---|-------------------------------------|--------------------------------------|---------------------------|
| | Added | | | | | Held | | | |
|  | Graphic materials (units) | Sound recordings (units) | Film and Video Materials (units) | Computer files (units) | Other library materials - units | Books and bound periodicals - volumes-print (sum of cols. 24a, 24b, 24c, 24d) | Total print and electronic (titles) | Books, excl. juv's and texts (vols.) | Electronic books (titles) |
| State University | (33) | (34) | (35) | (36) | (37) | (24) | (25) | (24a) | (25a) |
| Bakersfield | — | 4 | 118 | 153 | N/A | 475,916 | 368,113 | 382,717 | 9,673 |
| Channel Islands | — | 13 | 93 | — | — | 68,571 | 194,563 | 64,373 | 125,992 |
| Chico | 12,390 | 19 | 206 | 79 | 8 | 949,487 | N/A | 728,646 | 4,042 |
| Dominguez Hills | — | — | 86 | — | — | 428,840 | N/A | N/A | N/A |
| East Bay | N/A | 93 | 256 | 41 | — | 916,564 | N/A | 796,220 | 4,307 |
| Fresno | 5 | 2,692 | 413 | 2,297 | — | 1,079,645 | 774,719 | 893,261 | 5,805 |
| Fullerton | 24 | 78 | 561 | 52 | 36 | 1,234,201 | 853,863 | 1,129,423 | 27,827 |
| Humboldt | 2,313 | 703 | 518 | 143 | 520 | 580,338 | N/A | 519,558 | 29,627 |
| Long Beach | — | 827 | 1,165 | — | — | 1,115,479 | 923,946 | 828,292 | 49,871 |
| Los Angeles | — | 143 | 581 | 12 | — | 1,205,256 | 718,118 | 968,075 | 30,875 |
| Maritime Academy | — | — | 9 | — | — | 38,486 | 32,558 | — | 5,354 |
| Monterey Bay | — | — | 80 | 6 | 45 | 69,016 | N/A | 62,164 | 3,926 |
| Northridge | — | 985 | 947 | 138 | — | 1,351,954 | 811,275 | 1,079,245 | 13,493 |
| Pomona | — | 102 | 338 | 19 | — | 748,154 | 492,982 | 639,104 | 12,807 |
| Sacramento | 112 | 2,442 | 349 | 330 | 76 | 1,351,113 | 927,497 | 1,075,372 | 5,437 |
| San Bernardino | — | 3 | 52 | 9 | — | 814,329 | 579,197 | 697,163 | 15,247 |
| San Diego | — | 911 | 885 | 426 | 15 | 1,681,759 | 1,124,059 | 1,363,517 | 108,880 |
| San Francisco | 167 | 304 | 55 | 126 | 4 | 1,150,649 | 850,238 | 977,558 | 9,613 |
| San Jose | — | 171 | 218 | 207 | — | 1,295,099 | 936,276 | 1,008,055 | 4,634 |
| San Luis Obispo | — | 60 | 144 | 268 | — | 758,667 | 630,986 | 580,207 | 2,887 |
| San Marcos | — | 161 | 559 | 7 | — | 257,862 | — | 185,484 | 17,987 |
| Sonoma | N/A | 1,655 | 770 | 72 | N/A | 567,666 | 428,016 | 464,169 | 20,223 |
| Stanislaus | — | 117 | 188 | — | N/A | 368,049 | 316,119 | 351,645 | 4,244 |
| Total | 15,011 | 11,483 | 8,591 | 4,385 | 704 | 18,507,100 | 10,962,525 | 14,794,248 | 512,751 |


CSU Annual Library Statistics 2005-2006

| Collections | | | | | | | | | |
|---|---------------------------------|------------------------------------|-------------------------------------|---|---|---|---|--|---|
| Held | | | | | | | | | |
|  | Bound periodicals (vols.) | Juvenile works-print (vols.) | Textbooks, K-12 Print (vols.) | Government documents - include gov't documents not reported elsewhere (units) | Total number of paid and unpaid PRINT subscrip- tions | Total number of unique titles-print | Paid periodical subscriptions- print | Paid serial subscriptions- print | Current unique titles- electronic |
| | (24b) | (24c) | (24d) | (26) | (27) | (28) | (27a) | (27b) | (29) |
| State University | | | | | | | | | |
| Bakersfield | 82,285 | 7,214 | 3,700 | N/A | 1,310 | 3,796 | 1,072 | 238 | 23,718 |
| Channel Islands | — | 4,198 | — | — | 27 | 27 | 27 | — | 8,613 |
| Chico | 204,680 | 16,161 | N/A | 709,563 | 1,145 | 1,055 | 675 | 323 | 3,836 |
| Dominguez Hills | N/A | N/A | N/A | 46,532 | 866 | 866 | 695 | 171 | N/A |
| East Bay | 103,949 | 16,395 | — | 63,841 | 2,035 | N/A | 1,168 | 867 | 15,660 |
| Fresno | 151,783 | 16,223 | 18,378 | 280,280 | 1,968 | 5,805 | 1,851 | 1,224 | 2,796 |
| Fullerton | 74,926 | 19,453 | 10,399 | — | 2,606 | 2,590 | 1,369 | 222 | 7,847 |
| Humboldt | 46,999 | 11,359 | 2,422 | 390,322 | 1,302 | 1,410 | 873 | 265 | 8,623 |
| Long Beach | 243,167 | 33,903 | 10,117 | — | 2,442 | 2,435 | 1,687 | 628 | 28,191 |
| Los Angeles | 205,748 | 31,414 | 19 | 912,349 | 1,441 | 1,495 | 1,317 | 49 | 50 |
| Maritime Academy | N/A | — | — | — | 217 | 217 | 196 | — | — |
| Monterey Bay | 6,452 | 362 | 38 | 8 | 496 | N/A | 332 | 102 | 8,269 |
| Northridge | 245,977 | 13,912 | 12,820 | 734 | 2,933 | 2,933 | 1,779 | 1,154 | 15,338 |
| Pomona | 94,783 | 14,267 | — | — | 4,603 | 6,424 | 2,278 | 2,410 | 4,148 |
| Sacramento | 225,732 | 25,935 | 24,074 | 655,881 | 2,918 | 2,584 | 2,275 | 362 | 4,573 |
| San Bernardino | 85,732 | 15,535 | 15,899 | 12,242 | 3,572 | 3,572 | 1,276 | 1,317 | 2,984 |
| San Diego | 296,311 | 21,753 | 178 | 627,718 | 3,563 | 20,372 | 2,283 | 1,001 | 23,731 |
| San Francisco | 141,901 | 31,190 | N/A | 333,798 | 4,750 | 4,750 | 2,337 | 1,064 | 10,894 |
| San Jose | 217,138 | 61,426 | 8,480 | 249,603 | 918 | 915 | 420 | 357 | 59,180 |
| San Luis Obispo | 113,698 | 38,327 | 26,435 | 311,815 | 3,082 | 3,067 | 1,460 | 820 | 4,207 |
| San Marcos | 25,256 | 47,122 | — | — | 2,708 | 2,708 | 691 | 263 | 16,566 |
| Sonoma | 91,386 | 12,111 | — | — | 875 | 875 | 634 | 120 | 34,041 |
| Stanislaus | 10,277 | 6,127 | N/A | 116,283 | 1,383 | 1,383 | 1,217 | N/A | 4,891 |
| Total | 2,668,180 | 444,387 | 132,959 | 4,710,969 | 47,160 | 69,279 | 27,912 | 12,957 | 288,156 |


CSU Annual Library Statistics 2005-2006

| | Collections | | | | | | | |
|---|-----------------------|--|--------------------------------------|---------------------------------|--------------------------------|---|---------------------------|---------------------------------------|
| | Held | | | | | | | |
|  | Microforms (units) | Manuscripts and archives (linear feet) | Cartographic materials (units) | Graphic materials (units) | Sound recordings (units) | Film and video materials (units) | Computer files (units) | Other library materials (units) |
| State University | (30) | (31) | (32) | (33) | (34) | (35) | (36) | (37) |
| Bakersfield | 726,687 | 760 | 14,000 | 150 | 2,700 | 5,673 | 2,024 | N/A |
| Channel Islands | — | 380 | 8 | — | 650 | 1,152 | 20 | 133 |
| Chico | 1,168,207 | 922 | 160,892 | 100,109 | 14,946 | 12,306 | 2,235 | 44,096 |
| Dominguez Hills | 741,437 | 2,000 | 150 | 821 | 5,439 | 4,999 | — | — |
| East Bay | 872,479 | N/A | 355 | N/A | 24,095 | 5,762 | 1,109 | — |
| Fresno | 1,214,421 | 1,921 | 166,303 | 1,750 | 78,121 | 5,445 | 10,801 | — |
| Fullerton | 1,148,882 | 979 | 10,017 | 21,218 | 21,827 | 6,859 | 3,386 | 9,866 |
| Humboldt | 610,992 | 9,803 | 30,432 | 8,216 | 15,014 | 6,941 | 1,442 | 334,814 |
| Long Beach | 1,503,046 | 12,675 | 36,165 | 13,884 | 17,000 | 16,775 | — | — |
| Los Angeles | 1,107,134 | — | 287 | 21,811 | 3,259 | 7,827 | 2,018 | — |
| Maritime Academy | 20,680 | 536 | 150 | 10 | 28 | 546 | 22 | — |
| Monterey Bay | 175 | 469 | 1 | — | 213 | 2,200 | 127 | 141 |
| Northridge | 1,349,849 | 4,102 | — | 59,780 | 12,540 | 10,046 | 1,063 | — |
| Pomona | 1,483,461 | 1,281 | 13,026 | 76 | 4,751 | 6,062 | 163 | — |
| Sacramento | 2,399,610 | 5,840 | 22,404 | 119,142 | 9,038 | 14,842 | 2,986 | 371 |
| San Bernardino | 71,133 | 831 | 16,152 | 433 | 10,771 | 5,237 | 233 | — |
| San Diego | 4,474,896 | 5,885 | 140,938 | 11,589 | 12,971 | 6,138 | 6,262 | 787 |
| San Francisco | 2,518,228 | 6,870 | 14,490 | 93,048 | 60,166 | 132,696 | 1,143 | 54 |
| San Jose | 1,681,910 | 3,720 | 10,558 | 3,001 | 21,825 | 10,445 | 1,319 | 63,143 |
| San Luis Obispo | 2,122,655 | 4,741 | 24,394 | 37,053 | 2,243 | 5,523 | 2,849 | 5,561 |
| San Marcos | 957,916 | 522 | 1,059 | 19,415 | 3,094 | 6,519 | 1,424 | — |
| Sonoma | 1,708,413 | 207 | 1,338 | N/A | 25,059 | 11,495 | 1,950 | N/A |
| Stanislaus | 1,134,215 | 2,570 | 10,115 | 1,268 | 1,974 | 2,619 | 182 | N/A |
| Total | 29,016,426 | 67,014 | 673,234 | 512,774 | 347,724 | 288,107 | 42,758 | 458,966 |


CSU Annual Library Statistics 2005-2006

| Services | | | | | | | | | |
|---|--|--------------------------------------|----------------------------|--|---|---|--|-------------------------------------|------------------------------------|
|  | General Collection - recorded circulation | Total in- house use reshelving | Mutual use transactions | Reserve collection - recorded circulation | ILL provided to other libraries (returnable) | ILL provided to other libraries (non returnable) | Total ILL provided to other libraries | ILL provided to CSU libraries | ILL provided to UC libraries |
| State University | (38) | (39) | (40) | (41) | (42) | (43) | (44) | (44a) | (44b) |
| Bakersfield | 52,425 | 54,699 | 275 | 7,242 | 1,953 | 6,775 | 8,728 | 6,293 | 227 |
| Channel Islands | 12,982 | 2,830 | — | 2,223 | 682 | 29 | 711 | 223 | 3 |
| Chico | 83,180 | 103,282 | 330 | 66,040 | 3,040 | 7,147 | 10,187 | 7,523 | 440 |
| Dominguez Hills | 30,928 | 45,165 | 252 | 13,821 | 2,212 | 7,235 | 9,447 | 7,990 | 457 |
| East Bay | 63,119 | 41,024 | — | 49,073 | N/A | N/A | 4,754 | 2,820 | 334 |
| Fresno | 254,980 | 151,857 | 2,307 | 241,026 | 3,662 | 8,769 | 12,431 | 4,528 | 257 |
| Fullerton | 247,762 | 148,683 | 1,851 | 21,304 | 5,893 | 9,424 | 15,317 | 7,047 | 684 |
| Humboldt | 129,181 | 119,511 | 239 | 189,229 | 2,514 | 3,883 | 6,397 | 2,736 | 263 |
| Long Beach | 266,739 | 101,495 | 787 | 63,441 | 3,378 | 9,984 | 13,362 | 6,969 | 445 |
| Los Angeles | 125,176 | 258,480 | 842 | 88,694 | 3,575 | 6,257 | 9,832 | 5,730 | 494 |
| Maritime Academy | 7,536 | 1,077 | — | 4,136 | 51 | 16 | 130 | 55 | 15 |
| Monterey Bay | 27,899 | 7,334 | — | 1,556 | 1,289 | 535 | 1,824 | 864 | 207 |
| Northridge | 282,512 | 222,749 | — | 10,866 | 1,661 | 6,706 | 8,367 | 6,318 | 283 |
| Pomona | 142,454 | 69,680 | 2,949 | 51,793 | 2,138 | 2,470 | 4,608 | 3,010 | 449 |
| Sacramento | 172,549 | 506,727 | 661 | 48,485 | 4,211 | 9,802 | 14,013 | 6,228 | 410 |
| San Bernardino | 68,960 | 75,532 | 624 | 29,971 | 2,876 | 2,610 | 5,486 | 3,433 | 121 |
| San Diego | 297,468 | 377,197 | 230 | 200,471 | 6,718 | 6,811 | 13,529 | 7,303 | 887 |
| San Francisco | 293,319 | 177,715 | 215 | 33,560 | 3,832 | 5,168 | 9,000 | 5,920 | 530 |
| San Jose | 414,322 | 155,405 | 235,794 | 56,640 | 3,275 | 5,570 | 8,845 | 5,846 | 351 |
| San Luis Obispo | 144,032 | 164,738 | 308 | 27,390 | 2,230 | 3,254 | 5,484 | 2,977 | 346 |
| San Marcos | 58,874 | 33,441 | 678 | 84,569 | 1,729 | 3,599 | 5,328 | 2,363 | 194 |
| Sonoma | 249,154 | 10,629 | 8,252 | 31,447 | 1,664 | 973 | 2,637 | 673 | 10 |
| Stanislaus | 56,299 | 16,762 | — | 8,452 | 1,920 | 4,314 | 6,234 | 3,586 | 150 |
| Total | 3,481,850 | 2,846,012 | 256,594 | 1,331,429 | 60,503 | 111,331 | 176,651 | 100,435 | 7,557 |

CSU Annual Library Statistics 2005-2006

| Services | | | | | | | | | |
|---|----------------------------|---|--|--|---------------------------------------|--------------------------------------|----------------------------|---------------------------------|---|
|  | Intercampus circulation | ILL received from other libraries (returnable) | ILL received from other libraries (non- returnable) | Total ILL received from other libraries | ILL received from CSU libraries | ILL received from UC libraries | Intercampus circulation | Number of presenta- tions | Number of persons served in presenta- tions |
| State University | (45) | (46) | (47) | (48) | (48a) | (48b) | (49) | (50) | (51) |
| Bakersfield | 364 | 1,851 | 2,706 | 4,557 | 2,989 | 239 | 26 | 329 | 6,555 |
| Channel Islands | 227 | 1,420 | 1,584 | 3,004 | 1,373 | 15 | 751 | 141 | 2,926 |
| Chico | 306 | 3,468 | 4,573 | 8,041 | 5,095 | 1,604 | 431 | 274 | 6,910 |
| Dominguez Hills | 2,059 | 2,852 | 10,274 | 13,126 | 11,050 | 854 | 1,924 | 88 | 2,455 |
| East Bay | 7,574 | N/A | N/A | 2,164 | N/A | N/A | 6,449 | 488 | 3,937 |
| Fresno | 9,410 | 4,084 | 5,293 | 9,377 | 2,517 | 305 | 108 | 290 | 7,906 |
| Fullerton | 12,646 | 6,481 | 18,823 | 25,304 | 10,125 | 986 | 11,212 | 643 | 18,657 |
| Humboldt | 608 | 2,524 | 4,879 | 7,403 | 3,003 | 380 | 633 | 126 | 2,647 |
| Long Beach | 14,407 | 5,051 | 11,212 | 16,263 | 5,586 | 871 | 19,367 | 564 | 13,214 |
| Los Angeles | 119 | 4,247 | 6,257 | 10,504 | 3,876 | 371 | 2,629 | 710 | 17,254 |
| Maritime Academy | — | 620 | 75 | 695 | 330 | 34 | — | 57 | 1,140 |
| Monterey Bay | 367 | 2,057 | 3,647 | 5,704 | 2,903 | 380 | 640 | 219 | 3,122 |
| Northridge | 251 | 2,355 | 3,917 | 6,272 | 3,235 | 390 | 156 | 820 | 21,549 |
| Pomona | 5,610 | 962 | 6,324 | 7,286 | 4,283 | 1,221 | 6,007 | 351 | 8,553 |
| Sacramento | 53 | 2,922 | 3,180 | 6,102 | 2,559 | 330 | — | 557 | 13,391 |
| San Bernardino | — | 1,881 | 3,401 | 5,282 | 3,283 | 4 | 1,063 | 207 | 4,277 |
| San Diego | 13,568 | 2,526 | 7,860 | 10,386 | 2,730 | 337 | 7,139 | 195 | 6,827 |
| San Francisco | 14,288 | 1,501 | 9,148 | 10,649 | 4,118 | 1,033 | 13,603 | 359 | 9,381 |
| San Jose | 8,724 | 3,557 | 17,561 | 21,118 | 7,851 | 2,494 | 10,804 | 776 | 19,368 |
| San Luis Obispo | 7,175 | 2,095 | 7,752 | 9,847 | 5,044 | 1,264 | 5,987 | 467 | 14,691 |
| San Marcos | 6,009 | 746 | 10,324 | 11,070 | 6,514 | 212 | 5,422 | 323 | 5,616 |
| Sonoma | — | 487 | 1,783 | 2,270 | 1,221 | 89 | 8,458 | 1,078 | 6,899 |
| Stanislaus | 295 | 2,550 | 2,176 | 4,726 | 2,728 | 213 | — | 251 | 4,405 |
| Total | 104,060 | 56,237 | 142,749 | 201,150 | 92,413 | 13,626 | 102,809 | 9,313 | 201,680 |

CSU Annual Library Statistics 2005-2006

| Services | | | | | | | |
|---|---|---|---|--|---|------------------------------|--|
|  | Contact hours of library lectures/seminars for credit | Number of persons participating in library lectures/seminars for credit | Number of persons participating in library orientation tours/lectures | Public service hours in a typical week | Person hours per typical week of prof. ref. service available | Gate count in a typical week | Reference transactions in a typical week |
| State University | (52) | (53) | (54) | (55) | (56) | (57) | (58) |
| Bakersfield | 352 | 120 | 294 | 86 | 106 | 15,285 | 776 |
| Channel Islands | — | — | — | 81 | 61 | 4,192 | 288 |
| Chico | 48 | 32 | 181 | 91 | 123 | 25,642 | 529 |
| Dominguez Hills | — | — | 462 | 84 | 79 | 9,695 | 1,070 |
| East Bay | 600 | 643 | 230 | 80 | 113 | 23,556 | 495 |
| Fresno | — | — | — | 64 | 64 | 11,696 | 612 |
| Fullerton | 13 | 6 | N/A | 84 | 143 | 54,349 | 1,724 |
| Humboldt | 16 | 16 | — | 96 | 105 | 16,091 | 265 |
| Long Beach | 762 | 13,214 | 1,250 | 93 | 113 | 33,989 | 790 |
| Los Angeles | 72 | 78 | 2,348 | 85 | 124 | 53,417 | 1,203 |
| Maritime Academy | — | — | — | 79 | 73 | 2,102 | 25 |
| Monterey Bay | 144 | 684 | 40 | 72 | 57 | 3,398 | 289 |
| Northridge | — | — | 455 | 91 | 156 | 42,047 | 5,048 |
| Pomona | — | — | 36 | 87 | 115 | 15,504 | 573 |
| Sacramento | — | — | 654 | 97 | 147 | 44,604 | 1,630 |
| San Bernardino | — | — | — | 86 | 112 | 25,878 | 2,315 |
| San Diego | 404 | 7,057 | 2,423 | 168 | 242 | 52,516 | 6,005 |
| San Francisco | — | — | 7,547 | 81 | 279 | 44,671 | 802 |
| San Jose | 1,818 | 16,799 | 2,569 | 89 | 181 | 34,026 | 2,725 |
| San Luis Obispo | — | — | 3,100 | 110 | 130 | 30,635 | 149 |
| San Marcos | 126 | 515 | 950 | 55 | 61 | 15,918 | 203 |
| Sonoma | — | — | 6,469 | 92 | 61 | 13,620 | 1,965 |
| Stanislaus | 165 | 112 | — | 81 | 69 | 7,052 | 419 |
| Total | 4,520 | 39,276 | 29,008 | 2,030 | 2,714 | 579,883 | 29,900 |