

CSU

The California
State University

FACTS

about the CSU



CONTENTS



2 INTRODUCTION

- Scope and Mission
- Master Plan for Higher Education
- Working for California

4 LEADERSHIP

- Board of Trustees
- Administrative Leaders
- Campus Presidents

6 FACULTY AND STAFF DEMOGRAPHICS

- By Function and Full- or Part-time Status
- By Gender, Age, Ethnicity, and Academic Rank

7 ENROLLMENT

- Since 1999
- By Campus
- By Student Level
- By Gender and Lower or Upper Division
- By Ethnicity

9 DEGREES CONFERRED

- Bachelor's, Master's and Doctoral Degrees
- Bachelor's Degrees by Discipline
- Master's Degrees by Discipline

10 STUDENTS PAST AND PRESENT

- Where Do CSU Students Come From?
- Student Profile
- Giving Back to Communities
- Alumni

12 APPLYING

- CSUMentor
- Requirements

13 STUDENT COSTS

- State University Fee
- Other Costs
- Financial Aid

14 CSU FUNDING

- CSU General Fund Budget
- Campus Budgets
- External Funding

Contact Information (back cover)

CALIFORNIA STATE UNIVERSITY



SCOPE AND MISSION

The California State University is indispensable to California's economic prosperity and diverse communities. It is the nation's largest university system, with 23 campuses and seven off-campus centers, almost 450,000 students, and 47,000 faculty and staff. The CSU, stretching from Humboldt in the north to San Diego in the south, is renowned for the quality of its teaching and for its job-ready graduates.

Each CSU campus has its own identity, with distinct student populations and programs. Yet all share the same mission—to provide high-quality, affordable higher education to meet the changing workforce needs of California.

The CSU offers more than 1,800 bachelor's and master's degree programs in some 357 subject areas, as well as teaching credential programs. Many programs and courses are available online. The CSU commenced its own independent education doctorate

program in fall 2007. A select number of doctoral degrees are offered jointly with the University of California or with private universities in California.

MASTER PLAN FOR HIGHER EDUCATION

The CSU system was created in 1961 under the state Master Plan for Higher Education. The CSU draws its students from the top third of California's high school graduates and is the state's primary undergraduate teaching institution. Continuing to expand the CSU's educational scope, seven CSU campuses launched educational doctorate programs in fall 2007, and a total of 13 CSU campuses will offer an independent EdD program in 2009-10. The EdD programs will meet workforce demands for advanced training for administrators in California's public K-12 school systems and community colleges.

WORKING FOR CALIFORNIA

The CSU plays a critical role in preparing outstanding candidates for the job market. With 91,000 annual graduates, the CSU is the state's greatest producer of bachelor's degrees and drives California's economy in information technology, life sciences, agriculture, business, education, international trade, public administration, entertainment and multimedia industries.

In fact:

- For every \$1 the state invests in the CSU, the CSU returns \$4.41.
- The CSU sustains more than 200,000 jobs in the state.
- CSU-related expenditures create \$13.6 billion in economic activity.

The CSU also reaches out to California's growing, underserved communities, offering affordable opportunities to pursue a college degree that enables students from diverse backgrounds to succeed. The CSU provides more than half of all undergraduate degrees granted to California's Latino, African American and Native American students.

CSU outreach efforts include:

- The CSU Early Assessment Program (EAP) allows 11th grade students to assess their college readiness in English and math, enabling students to spend their last year in high school filling any academic gaps for CSU admission.
- The Educational Opportunity Program (EOP) is an educational access and retention program that

supports low-income, educationally disadvantaged students, many of whom are first-generation college students. EOP plays a critical role in helping these students prepare for CSU admission.

- The CSU's "How to Get to College" poster outlines steps for middle and high school students to prepare for college. The CSU has distributed more than 3 million copies in English, Spanish, Vietnamese, Korean and Chinese.
- As part of its African American Initiative, the CSU has partnered with churches throughout California to bring awareness to students, parents and families about the importance of early preparation for college. In 2009, the fourth annual Super Sunday event reached an estimated 90,000 people at 68 churches in Northern and Southern California.
- The CSU partners with the Parent Institute for Quality Education (PIQE), which helps strengthen parent involvement in elementary and middle school students' education. Parents learn how to improve their child's classroom performance and identify steps to help their child attend college during an intensive training program.
- The CSU is part of the statewide Troops to College initiative, which is an academic outreach and enrollment plan to help California's 60,000 veterans attend colleges and universities.

LEADERSHIP



Responsibility for the CSU is vested in a 25-member Board of Trustees, the majority of whom are appointed by the governor to eight-year terms. Faculty, alumni and two student trustees serve two-year terms. The trustees appoint the chancellor, who is the system's chief executive officer, and the presidents, who are the chief executive officers on their respective campuses and who report to the chancellor.

The trustees, chancellor and presidents develop systemwide policy, with campus implementation taking place through broadly based consultative procedures. The Office of the Chancellor secures the CSU general fund and capital outlay budgets and coordinates systemwide efforts in areas such as technology, academic affairs, business affairs, institutional research, physical plant development, employee relations, state and federal governmental affairs, legal affairs, university advancement, and public affairs.

BOARD OF TRUSTEES

Ex Officio Members

- Governor Arnold Schwarzenegger
- Lieutenant Governor
John Garamendi
- Speaker of the Assembly
Karen Bass
- State Superintendent of Public
Instruction Jack O'Connell
- CSU Chancellor Charles B. Reed

Appointed Members

(term ends during the year given)

- Roberta Achtenberg (2015)
- Jeffrey L. Bleich, Chair (2010)
- Herbert L. Carter (2011)
- Carol R. Chandler (2012)
- Debra S. Farar (2014)
- Kenneth Fong (2013)
- Margaret Fortune (2016)
- George G. Gowgani (2010)
- Curtis Grima (2009)
Student Trustee
- Melinda Guzman (2012)
- William Hauck (2017)
- Raymond W. Holdsworth, Jr. (2011)

- Linda Lang (2017)
- Bob Linscheid (2009)
Alumni Trustee
- Peter Mehas (2015)
- Henry Mendoza (2016)
- Lou Monville (2014)
- Russel Statham (2010)
Student Trustee
- Craig R. Smith (2009)
Faculty Trustee
- Glen Toney (2013)

ADMINISTRATIVE LEADERS

- Charles B. Reed, Chancellor
- Gary W. Reichard, Executive
Vice Chancellor and Chief
Academic Officer
- Benjamin F. Quillian, Executive
Vice Chancellor and
Chief Financial Officer
- Gail Brooks, Vice Chancellor,
Human Resources
- Garrett P. Ashley, Vice Chancellor,
University Relations and
Advancement
- Christine Helwick, General Counsel
- Larry Mandel, University Auditor

CAMPUS PRESIDENTS

(Date is the appointment year)

- Bakersfield
Horace Mitchell (2004)
- Channel Islands
Richard R. Rush (2001)
- Chico
Paul J. Zingg (2004)
- Dominguez Hills
Mildred García (2007)
- East Bay
Mohammad Qayoumi (2006)

- Fresno
John D. Welty (1991)
- Fullerton
Milton A. Gordon (1990)
- Humboldt
Rollin C. Richmond (2002)
- Long Beach
F. King Alexander (2006)
- Los Angeles
James M. Rosser (1979)
- Maritime Academy
William B. Eisenhardt (2001)
- Monterey Bay
Dianne F. Harrison (2006)
- Northridge
Jolene Koester (2000)
- Pomona
J. Michael Ortiz (2003)
- Sacramento
Alexander Gonzalez (2003)
- San Bernardino
Albert K. Karnig (1997)
- San Diego
Stephen L. Weber (1996)
- San Francisco
Robert A. Corrigan (1988)
- San José
Jon Whitmore (2008)
- San Luis Obispo
Warren J. Baker (1979)
- San Marcos
Karen S. Haynes (2004)
- Sonoma
Ruben Armiñana (1992)
- Stanislaus
Hamid Shirvani (2005)

Note: For a current list and links to the biographies of trustees, administrative officers and campus presidents, go to www.calstate.edu/pa/bios/csubio.shtml.

FACULTY AND STAFF DEMOGRAPHICS


The CSU's renowned faculty is well-known for their teaching skills as well as their significant contributions to research. CSU staff and administrators provide the vital infrastructure to fulfill the CSU mission. The faculty and staff together have made the CSU a leader in high-quality, accessible, student-focused higher education.

Fall 2008	Number	Percent
TOTAL EMPLOYEES	47,029	100%
-- Faculty	23,581	50.1
-- Professional	10,632	22.6
-- Clerical & Secretarial	4,945	10.5
-- Technical & Paraprofessional	3,105	6.6
-- Service & Maintenance	2,170	4.6
-- Management	1,551	3.3
-- Skilled Crafts	1,045	2.2
TOTAL FACULTY	23,581	100%
-- Full-time*	12,019	51.0
-- Part-time*	11,562	49.0
FULL-TIME FACULTY	12,019	100%
By Gender		
-- Male	5,331	44.4
-- Female	6,688	55.6
By Age		
-- 29 & younger	149	1.2
-- 30-39	2,428	20.2
-- 40-49	3,142	26.1
-- 50-59	3,915	32.6
-- 60 & older	2,385	19.8
By Ethnicity		
-- African American	475	4.0
-- Native American	73	0.6
-- Asian American	1,791	14.9
-- Latino	985	8.2
-- White, non-Latino	8,320	69.2
-- Other/Unknown	375	3.1
By Academic Rank		
-- Professor	4,493	37.4
-- Associate Professor	2,689	22.4
-- Assistant Professor	2,903	24.2
-- Instructor	8	0.1
-- Lecturer	1,926	16.0

Note: Data exclude student employees, intermittent employees, employees on leave without pay, and faculty in extension, summer and special sessions.

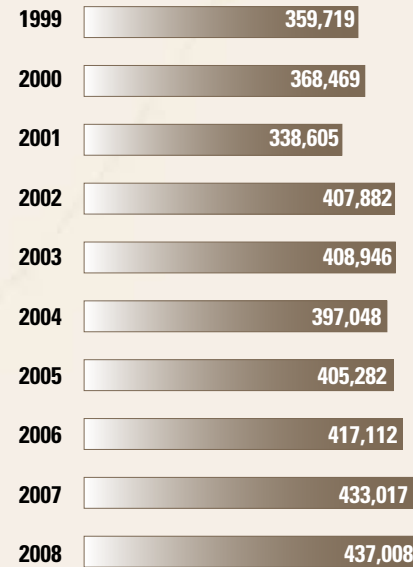
*Full-time category includes lecturers working on a full-time basis, and part-time category includes tenure-track faculty working on a part-time basis such as those in the faculty early retirement program.

ENROLLMENT



Enrollment demand at the CSU has continued to rise annually, and fall 2008 enrollment levels represent the highest level in the university's history.

FALL ENROLLMENT SYSTEMWIDE 1999-2008




ENROLLMENT BY CAMPUS – FALL 2008

-- Bakersfield	7,684
-- Channel Islands	3,783
-- Chico	17,132
-- Dominguez Hills	12,851
-- East Bay	14,167
-- Fresno	22,613
-- Fullerton	36,996
-- Humboldt	7,800
-- Long Beach	37,891
-- Los Angeles	20,743
-- Maritime Academy	875
-- Monterey Bay	4,340
-- Northridge	36,208
-- Pomona	21,190
-- Sacramento	29,011
-- San Bernardino	17,646
-- San Diego	35,832
-- San Francisco	30,014
-- San José	32,746
-- San Luis Obispo	19,471
-- San Marcos	9,148
-- Sonoma	8,921
-- Stanislaus	8,601
-- International Programs	607
-- CalStateTEACH	738

Total **437,008**

DEGREES CONFERRED



Fall 2008 Enrollment

STUDENT LEVEL

	Headcount	Percent
-- Freshman	88,682	20.3
-- Sophomore	45,872	10.5
-- Junior	96,302	22.0
-- Senior	131,369	30.1
-- Postbaccalaureate	20,714	4.7
-- Graduate	54,069	12.4
Total	437,008	100%

TOTAL ENROLLMENT

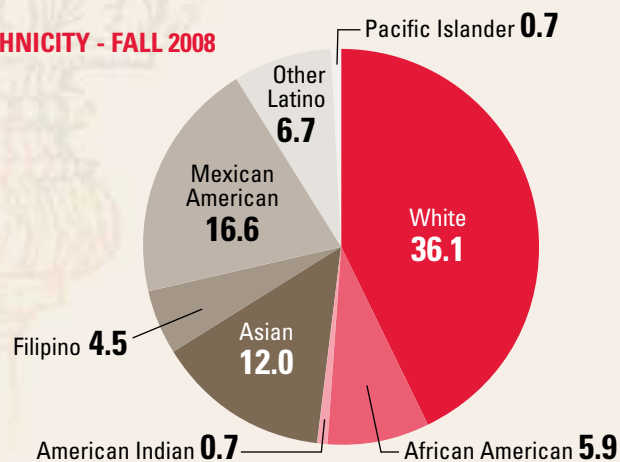
	Headcount	Percent
-- Men	183,290	41.9
-- Women	253,718	58.1
-- Undergraduate	362,225	82.9
-- Graduate	74,783	17.1

ETHNICITY

	Headcount	Percent
-- African American	25,885	5.9
-- American Indian	2,874	0.7
-- Asian	52,584	12.0
-- Filipino	19,720	4.5
-- Mexican American	72,511	16.6
-- Other Latino	29,268	6.7
-- Pacific Islander	2,894	0.7
-- White	157,662	36.1
Total Identified	363,398	83.2%
-- Nonresident Alien*	19,904	4.6
-- Other/Unknown*	53,706	12.3
Grand Total	437,008	100%

* Now included in the grand total count.

ETHNICITY - FALL 2008



2007-08	Number	Percent
-- Bachelor's	73,132	79.8
-- Master's	18,463	20.1
-- Joint Doctorates	101	0.1
Total Degrees	91,696	100%

BACHELOR'S DEGREES BY DISCIPLINE

	Number	Percent
-- Business & Management	16,113	22.0
-- Social Science	8,505	11.6
-- Interdisciplinary Studies	6,124	8.4
-- Psychology	5,337	7.3
-- Public Affairs & Services	4,597	6.3
-- Education	4,459	6.1
-- Letters	4,122	5.6
-- Communications	4,329	5.9
-- Fine & Applied Arts	3,902	5.3
-- Engineering	3,908	5.3
-- Health Professions	3,455	4.7
-- All Other Disciplines	8,281	11.3

MASTER'S DEGREES BY DISCIPLINE

	Number	Percent
-- Education	5,547	30.0
-- Business & Management	2,389	12.9
-- Public Affairs & Services	2,164	11.7
-- Health Professions	1,502	8.1
-- Engineering	1,286	7.0
-- Letters	1,024	5.5
-- All Other Disciplines	4,551	24.6

STUDENTS



The CSU has a significant impact on the state through the personal contributions of current students and alumni. Its students largely come from California and remain in the state using their increased skills and knowledge to the benefit of California.

WHERE DO CSU STUDENTS COME FROM?

More than 97 percent of all enrolled students come from California. More than one-quarter of those are from Los Angeles County, with large numbers also coming from Orange (9 percent), San Diego (8 percent) and Santa Clara (6 percent) counties. The CSU draws students from across the nation to its 23 campuses.

New first-time freshmen come overwhelmingly (87 percent) from California public high schools, followed by California private high schools (12 percent).

New undergraduate transfers come largely from the California Community Colleges (84 percent), with about 5 percent each coming from the CSU and from other states.

The majority of new post-baccalaureate and graduate students are from the CSU (54 percent), followed by the University of California (16 percent), private institutions (7 percent) and out-of-state (13 percent), with the remainder from foreign or unknown sources.

STUDENT PROFILE

CSU students are not necessarily the traditional 18- to 22-year-olds. The most recent survey found that:

- The average undergraduate age is 24.
- Only 8 percent live on campus.
- Approximately 61 percent are dependent on parents.
- About 12 percent are married.
- Nearly one-quarter have dependents.
- Three out of four have jobs; almost 18 percent work more than 30 hours per week.
- Nearly 35 percent of the students are in the first generation in their family to attend college.

GIVING BACK TO COMMUNITIES

All 23 CSU campuses offer a variety of ways for students to make a difference through numerous community engagement activities, from community service clubs and organizations to service-learning courses and alternative break programs.

- A 2007 CSU student survey revealed more than 194,000 students performed community service totaling 32 million hours of service annually. The economic impact of this service equates to \$624 million.
- CSU students participate in all types of service activities in more than 3,560 community sites annually, including "greening" communities, tutoring children and adults in English as a second language, working in hospitals and community health clinics, teaching computer literacy, cleaning up rivers and beaches, serving meals to the homeless, and building houses. Students from all academic majors have opportunities to connect service to their studies in more than 2,575 service-learning courses annually.
- Sixteen CSU campuses were named to the 2008 President's Higher Education Community Service Honor Roll, which recognizes colleges and universities nationwide that support innovative and effective community service and service-learning programs.

More information about the Center for Community Engagement can be found at www.calstate.edu/cce.

ALUMNI

The CSU has more than 2 million alumni, exceeding the populations of every California city except Los Angeles. More than 200 alumni, including 39 legislators, work in the state capitol, while, nationally, the CSU boasts several CEOs among Fortune 500 companies.

CSU alumni are the engine of the state's productivity and key to its future. One in 10 members of California's workforce is a CSU graduate, and the majority of the state's teachers are CSU alumni, including about half of the California State Teacher of the Year award recipients.

CSU graduates have distinguished themselves in every field, including arts and entertainment, business, education, journalism, public administration, the sciences, sports, and agriculture. CSU graduates are the core of California in virtually every field of endeavor.

APPLYING



CSUMENTOR™

Students planning to enter the CSU can apply through the online application tool, CSUMentor, at www.CSUMentor.edu. CSUMentor is also designed to help students and their families in choosing a CSU campus, planning to meet admissions requirements, and getting answers to frequently asked questions.

REQUIREMENTS

The CSU accepts the top third of all high school graduates—the equivalent of a B average. Students with a grade point average (GPA) of 3.0 and above automatically qualify for admission. Students with a GPA below 2.0 do not qualify for regular admission. The admission of students falling between these two cutoff points is determined by a combination of GPA and standardized test scores.

Entering freshmen are required to have completed a college-preparatory curriculum that includes four years of English, three years of mathematics, two years of U.S. history/government, two years of laboratory science, two years of foreign languages, one year of visual and performing arts, and one year of college preparatory electives.

STUDENT COSTS

STATE UNIVERSITY FEE

The 2008-09 undergraduate fee for full-time California resident students is \$3,048. Credential program students pay \$3,540. Graduate students pay \$3,756. Out-of-state students pay the State University Fee, plus \$339 per semester unit or \$226 per quarter unit. Campus-based fees add an average of \$789 to student costs. Student fees cover about a third of the more than \$12,000 that it costs the CSU to educate a student each year. Despite recent increases, the CSU's undergraduate fee is the lowest among comparable institutions nationwide.

98/99	\$1,506
99/00	\$1,428
00/01	\$1,428
01/02	\$1,428
02/03	\$1,572
03/04	\$2,046
04/05	\$2,334
05/06	\$2,520
06/07	\$2,520
07/08	\$2,772
08/09	\$3,048

OTHER COSTS

	Living on Campus	Living off Campus/ Away from home
-- Housing/Meals	\$9,321	\$10,165
-- Transportation	1,039	1,185
-- Books/Supplies	1,533	1,533
-- Personal	2,432	2,466
-- State University Fee	3,048	3,048
-- Average Campus Fees	789	789
Total	\$18,162	\$19,186

FINANCIAL AID

In 2007-08, more than \$2 billion was distributed to more than 239,000 students, more than half of the total student population. The average award was \$8,460. Presidential Scholars' programs, which provide full scholarships to National Merit and high school valedictorians, are also found at many CSU campuses.

CSU FUNDING

CSU GENERAL FUND BUDGET 2008-09

-- Support Budget	\$2,970,706,000
-- Student Fees	1,492,945,000
Total General Fund	4,463,651,00
-- Reimbursements	4,573,000
-- Capital Outlay	295,956,000
Total State Funding	4,764,180,000

CAMPUS BUDGETS 2007-08

-- Bakersfield	86,625,052
-- Channel Islands	53,184,603
-- Chico	174,723,742
-- Dominguez Hills	109,164,143
-- East Bay	143,509,621
-- Fresno	227,134,512
-- Fullerton	305,502,337
-- Humboldt	102,694,440
-- Long Beach	332,541,758
-- Los Angeles	208,808,149
-- Maritime Academy	23,462,281
-- Monterey Bay	65,481,703
-- Northridge	312,868,936
-- Pomona	218,631,192
-- Sacramento	255,253,497
-- San Bernardino	165,955,088
-- San Diego	346,089,746
-- San Francisco	284,408,449
-- San José	278,532,822
-- San Luis Obispo	231,510,428
-- San Marcos	96,334,822
-- Sonoma	91,922,273
-- Stanislaus	92,062,857
Campus Total	4,206,402,451
-- Systemwide Offices	75,136,554
-- Systemwide Provisions*	182,111,995
CSU Total	4,463,651,000

*Includes International Programs and Summer Arts



EXTERNAL FUNDING 2007-08

In 2007-08, the CSU received nearly \$442 million in philanthropic support. This voluntary support includes gifts and pledges from alumni, parents, other individuals, corporations, foundations and other organizations. CSU campuses also raised additional funds through operating grants and contracts totaling more than \$1.1 billion. Total external funding for the CSU was over \$1.6 billion in 2007-08.

Selected Sources of Gifts

-- Alumni & Parents	\$52 million
-- Other Individuals	\$83 million
-- Corporations, Foundations, Other Organizations	\$128 million
-- Local, State and Federal Government Funding	\$1.1 billion

The CSU is raising about one dollar from external funding for every three dollars of state support. The \$1.6 billion raised by the campuses exceeded the total from student fees collected by the CSU in 2007-08.

In the early 1990s, the CSU Trustees encouraged campuses to increase fundraising efforts. Since then, voluntary support has grown steadily, alumni association membership has reached 165,000, and campus endowments have grown to \$854 million.

THE 23 OUTSTANDING CAMPUSES OF THE CSU

"As the California State University carries out its mission to provide access to high-quality education for the students of California, it is focused on providing opportunity, offering accountability, and being responsive to the state's needs."

-- Charles B. Reed

Chancellor, California State University





CSU The California State University
OFFICE OF THE CHANCELLOR

Office of Public Affairs

401 Golden Shore, 6th Floor
Long Beach, CA 90802-4210
562-951-4800 / Fax 562-951-4861
E-mail publicaffairs@calstate.edu

www.calstate.edu

April 2009