

# Cal State Apply

2019-2020 Cycle Enhancements & Updates



# Agenda

- Objectives
- Application Cycles
- Improvement Process
- 2019-20 Cycle Updates
- Warning Messages
- EOP Application
- Cal State Apply Information site
- Applicant Help Center
- Resources
- Questions



# Objectives

- Presentation intended to discuss
  - Changes to the 2019-2020 cycle application
  - Cal State Apply information site
  - Customer Service
  - Resources for Applicants
  - Resources for Counselors
- CSU Admission policy for first-time freshman applicants has not changed

# Before beginning an application . .

- The Cal State Apply application updates each cycle

Cycle	Terms	Dates Open
2017-2018 **	Winter 2018, Spring 2018, Summer 2018	June 1, 2017 - July 1, 2018
2018-2019	Fall 2018, Winter 2019, Spring 2019, Summer 2019	October 1, 2017 - June 30, 2019
2019-2020	Fall 2019, Winter 2020, Spring 2020, Summer 2020	October 1, 2018 - June 30, 2020

\*\* Partial cycle for Inaugural year

- Only Username/Password and basic Biographic information will carry over from cycle to cycle
- Course information entered in a prior cycle application will NOT move over to the subsequent cycle
  - The 2019-2020 application for Fall 2019 will not be available until October 1, 2018 at 12:01 AM
  - FTF Applicants may begin entering High School Coursework in the CCGI Planner

# Cal State Apply Improvement Process

- Relied on feedback from:
  - Campus Staff
    - Hands on experience working with Applicants, Counselors and the application process
  - Applicant survey
  - Counselor survey
  - Support calls

# Cal State Apply 2019-20 Updates



# Extended Profile

Below is the current information used to create your account. If you need to update or change any of the following information, you can do that here. Once all changes are complete, click 'Save Changes' below.

\* Indicates required field.

## Degree Goal

\* What degree, credential or certificate are you applying for?

First Bachelor's Degree (Seeking your first bachelor's degree and have not earned a prior bachelor's degree)

\* Which of the following best describes your current educational status?

Graduating High School Senior or equivalent (with or without college coursework prior to High School graduation)

\* Have you taken and earned college credits through a community college or university?

Yes

No

Transferring with an Associate Degree for Transfer (AA-T/ AS-T) awarded by a California Community College

Transferring from a community college or four-year institution without an Associate Degree for Transfer (AA-T/ AS-T)

Degree Objective

International Applicant Identification

## Returning

\* Have you previously attended a CSU campus and are returning to the same campus to complete the earlier degree objective?

Yes

No

## US Military Status

\* Anticipated US Military Status at time of enrollment

Not a Member of the Military



## International Applicant


\* Do you have or will you require a student visa (F-1 or J-1) to study at a California State University (CSU)?

Yes

No

# Add a Program Page

Additional Language  
on Programs



You must select at least one program to begin your application. You may add additional programs from the Add Program tab at any time before the submission deadline.

Due to CSU enrollment pressures, campuses may offer very limited Lower Division and Second Baccalaureate programs.

Please click [here](#) for campus specific program Dates & Deadlines.

**Application fees for some undergraduate programs may be waived based on eligibility. Once you have completed your application in full, please click on the Submit Applications tab to review your fee waiver status. For more information on application fee waiver eligibility, please click [here](#).**

Programs with a Source of Extended Education are offered by Extended and Continuing Education on each campus.

Enter Invitation Code

Campus  Start Term

Source

Show  Available Programs  Past Programs  Future Programs

PROGRAM NAME      DEGREE TYPE      TERM      ACADEMIC YEAR      LOCATION      DEADLINE (PDT)



# Citizenship/Residency

\* Indicates required field.

## US Citizenship

\* Country of Citizenship

\* Select the value that best describes your U.S. Citizenship

If you were born outside of the U.S., what year did you or will you move to the U.S.?

AB540 Applicants should select None

## Residency

\* What U.S. State/Possession do you regard as your permanent home?

\* Do you claim California Residency?  
 Yes  No

\* Have you lived in California continuously since birth?  
 Yes  No

\* When did your present stay in California begin?  MM/DD/YYYY

Applicants that reside in CA should select Yes regardless of US Citizenship status

Save and Continue

# Gender and Gender Identity

Required by AB 620 (2011) and SB179 (2017)

## Legal Sex

\* What is your legal sex?

Male

Female

Nonbinary

Do you consider yourself to be?

Select 

How do you describe yourself?

Select 

How do you describe the way you express your gender identity in terms of behavior, appearance, speech, and movement?

Select 

- Lesbian
- Gay
- Bisexual
- Queer
- Heterosexual or straight
- Pansexual
- Asexual
- Not Sure
- Decline to state
- Another orientation

- Woman
- Man
- Trans Woman
- Trans Man
- Genderqueer/Gender non-conforming
- Not Sure
- Decline to state
- Another identity

- Gender conforming
- Gender non-conforming
- Both
- Not Sure
- Decline to state
- None of the above

# High School Entry

## Add a High School



\* Indicates required field.

**Location**

\* Country:

\* State/Province:

\* City:

High School >

**Find Your High School**

\* High School Name

- \* OCEAN SHORES HIGH SCHOOL  
Oceanside, California
- \* OCEANSIDE HIGH SCHOOL  
Oceanside, California
- \* OCEANSIDE UNIFIED MIDDLE SCHOOL  
Oceanside, California

**Term Type**


<p><b>Before selecting your term type:</b> Please make sure you select the correct term type for your school. If you are unsure please contact your high school counselor.</p>	<p><b>If your school uses multiple term types:</b> You must Add your high school multiple times for each term type. Please see example below.</p> <p style="text-align: center;"><a href="#">View Example</a></p>	<p><b>Before entering your grades:</b> Make sure you enter your grades under the correct high school term type for your school.</p>
--	---	---

\* Term Type

[Save This School](#)

- Must select their State from the Pulldown Menu
- Entering a City is highly recommended to narrow the search
- High School names are pulled from College Board list. Applicants should attempt all abbreviations and should avoid manually entering their high school
- Home Schooled applicants should select that option to enter their High School
- Applicants must select one term type per High School entry. For High Schools with multiple term types, the applicant must enter the High School a second time with the secondary term type – Dates may overlap as necessary

# Term Type Change Warning

 **Warning** ✕

Changing your Term Type will erase everything you have already entered in High School Coursework and will also erase A-G matching. Are you sure you want to continue?

**What to do instead:** If your high school uses multiple term types for your courses you will need to Add your High School multiple times for each different term type. [View Example](#)

[Cancel](#) | [Continue](#)

# High School Entry

- Applicants will select their Graduation Status
- Applicants will select the High School where they did receive or intend to receive their diploma as well as their anticipated graduation Month/Year
- Applicants will repeat this process to add up to 5 High Schools attended

## My High Schools

OCEANSIDE HIGH SCHOOL

OCEANSIDE, California

Aug 2015 - Jun 2019  
Semester System



+ Add High School

## Graduation Status

\* Have you received or do you expect to receive a high school diploma or high school equivalent?

High School Diploma

High School Equivalent

I Didn't Graduate from High School

\* Which high school did you receive or do you intend to receive your high school diploma from?

OCEANSIDE HIGH SCHOOL

\* Date Received/Expected

June 2019

# High School Coursework

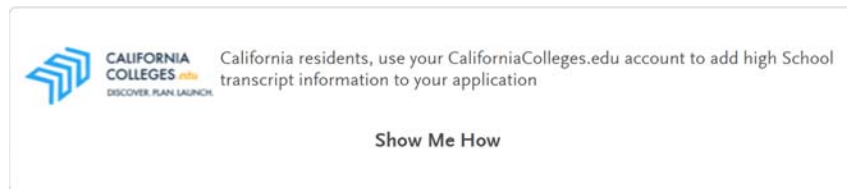
The image shows a screenshot of a web form for entering high school coursework. A dropdown menu for 'Grade Level' is open, showing options from 7th to 12th Grade. A callout bubble points to the 7th and 8th grade options, stating '7th & 8th Grade Added'. Another callout bubble points to the dropdown menu, stating 'Grades are now Drop Downs'. Below the dropdown is a modal dialog box titled 'Grade Level: 7th Grade' with the text: 'Please enter only 7th grade courses that will be used to fulfill A-G requirements. [Learn About A-G Matching](#)'. To the right, another dropdown menu for 'Ext: A' is open, showing a list of grades from 'In Progress' to 'F'. A callout bubble points to this list, stating 'Grades are now Drop Downs'.

- Applicants should enter only Math and Language Other than English course completed in 7<sup>th</sup> and 8<sup>th</sup> grades as grade levels and academic years, with their 9<sup>th</sup> grade high school selected (No UC CMP lists for Middle Schools)
- Courses taken for only one semester should be reported with the one grade earned and 'No Grade' selected for the opposite semester

## High School Coursework cont.

- Applicants must enter all courses completed, In Progress or Planned to fulfill A-G subject requirements
- Course type should be None when the course is not AP, IB or Honors
- Only UC CMP approved Honors courses will be granted the extra point
- Courses taken for less than a full year should be reported with the one grade earned and 'No Grade' selected for the opposite term
- Courses completed at a College should be reported on the College Transcript entry screen, and then manually matched to an A-G category
- Manually entered courses must be manually matched A-G category

# CCGI Integration



- Partner District applicants may initiate from CCGI site or connect accounts in CSA
- Non-Partner District applicants may create a CCGI account to begin entering planner data, and may initiate from CCGI or connect accounts in CSA
- Applicants must verify all information by visiting each screen and clicking Save and Continue
- Note: Partner District applicants are encouraged to not update HS Courses imported from CCGI






## High Schools Attended

Please add information about the high school where you obtained your degree (or will soon receive your degree). If required by the schools you are applying to, be sure to request a transcript by filling out the Transcript Request Form.

\* Indicates required field.

### My High Schools

MISSION HILLS HIGH SCHOOL			
SAN MARCOS, California	Graduated	Aug 2015 - Jun 2019 Semester System	 



CALIFORNIA COLLEGES DISCOVER.PLAN.LAUNCH

California residents, use your CaliforniaColleges.edu account to add high School transcript information to your application

[Show Me How](#)

Cal State Apply allows you to connect from other partners to your application. By doing so, Cal State Apply will be able to streamline your application process by pre-filling portions of your application with your verified data (e.g. transcripts). You can manage your linked accounts here at any time.



### CaliforniaColleges.edu

This service will allow you to add your CaliforniaColleges.edu information to your application.

When performing this action, we'll replace your application transcript information with your current CaliforniaColleges.edu. As a result, any changes you've made to the following sections will be replaced:

- High Schools Attended
- High School Coursework
- Statewide Identification Number (SSID)

[Connect](#)

### Connect Your CaliforniaColleges.edu Account

Follow these three steps to import your CaliforniaCollege.edu high school information.

- 1

Click *Continue* to go to CaliforniaColleges.edu
- 2

Click *Import* on the "My Data" page
- 3

Review all data on HS Attended, HS Coursework and their Statewide Student ID

[Cancel](#) | [Continue](#)

College Career Financial Aid

**Sign In**

Sign In with Google Sign In

Never signed in before?

If your school district let you connect your Account...

## My Data

Cal State Apply allows you to connect accounts from other partners to your application. By doing so, Cal State Apply will be able to streamline your application process by pre-filling portions of your application with your verified data (e.g., transcripts). You can manage your linked accounts here at any time.

**CaliforniaColleges.edu** **Import**  
Last Import: --

This service will allow you to add your CaliforniaColleges.edu information to your application.

When performing this action, we'll replace your application transcript information with your current CaliforniaColleges.edu info. As a result, any changes you've made to the following sections will be replaced:

- High Schools Attended
- High School Coursework
- SSID

**Warning**

Your high schools attended, high school coursework, and SSID will be replaced by the information coming from CaliforniaColleges.edu. Please review the changes once this import has completed.

Cancel | Continue

**Hold on tight!**

We're retrieving your high school transcript information.

Progress indicator: 4 dots (3 green, 1 yellow)

**Success!**

Your high school transcript info has loaded into your application.

As you complete your Academic History, portions will now be prefilled for you.

Continue

Navigation: My Plan | **College** | Career | Financial Aid

**College**  
Explore your college options, find programs and majors to study, become familiar with application requirements, like essays and placement exams, and then apply!

**COLLEGE EXPLORATION**

- College Search Tool
- College Options in California
- Systems of Higher Education

**AFTER YOU APPLY**

- The Waiting Game
- Admissions Decisions
- Getting Ready to Go
- College Basics

Navigation: My Plan | College | Career | Financial Aid

**MAJOR APPLY TO**

**My Plan**  
Preparing for life after high school starts now. Use My Plan to organize your thoughts, track steps, and develop a clear plan for the future.

Academic Planner | **My College Plan** | My Career Plan | My Financial Aid Plan | My Goals | My Journals | My Experiences | My Documents

You will find all colleges and majors you ❤️ on the platform, here. Use My Plan to track your research around your favorite colleges and majors, document interviews. To ensure you stay on track for your plans after high school, create college goals and reflect on your progress in your journal.

College List	College Visits, Presentations, & Interviews	College Applications	Major List	
Institution Name	Application Type	Application Plan	Deadline Date	Submission Date
California Polytechnic State University-San Luis Obispo	Apply			
California State Polytechnic University-Pomona	Apply			
California State University-Bakersfield	Apply			

By launching this application, I understand that my biographical information (like date of birth and student ID), and my course information (such as my completed, enrolled, and planned coursework) will be shared with the California State University system and the particular campuses to which I am applying. This data will be used to support more timely and accurate admissions decisions and the provision of appropriate services.

**Cancel** **Confirm**

Takes them to CSA Sign-in

# CCGI Partner Districts

Anaheim Union High School District	Lake Elsinore Unified School District
Brawley Union High School District	Moreno Valley Unified School District
Centinela Valley Union High School District	Murrieta Valley Unified School District
Ceres Unified School District	Norwalk-La Mirada Unified School District
Chaffey Joint Union High School District	Oceanside Unified School District
Chino Valley Unified School District	Pasadena Unified School District
Coast Unified School District	Paso Robles Joint Unified School District
Compton Unified School District	Perris Union High School District
Corona-Norco Unified School District	Pomona Unified School District
Cutler-Orosi Joint Unified School District	Sacramento City Unified School District
Desert Sands Unified School District	San Luis Coastal Unified School District
El Rancho Unified School District	San Marcos Unified School District
Elk Grove Unified School District	Santa Ana Unified School District
Firebaugh Las Deltas Unified School District	Selma Unified
Fresno Unified School District	Shandon Joint Unified School District
Garden Grove Unified School District	Temecula Valley Unified School District
Gilroy Unified School District	Templeton Unified School District
Green Dot Public Schools California	Upland Unified School District
Hacienda la Puente Unified School District	Val Verde Unified School District
Hanford Joint Union High School District	Vista Unified School District
Hayward Unified School District	Wasco Union High School District
Hemet Unified School District	Woodlake Unified School District
Jefferson Union High School District	Woodland Joint Unified School District
Jurupa Unified School District	

# Colleges Attended – Units earned during High School

To add colleges, click the Add a College button below. You may update the information in this section at any time prior to submission.

 + Add a College

\* What college did you attend?

\* What college did you attend?

\* Did you obtain or are you planning to obtain a degree from this college?

Yes  No

\* What type of term system does this college use?

Quarter  Semester  Trimester

**When did you attend this college?**  
Select the first and last semesters that your transcript covers, even if there were breaks between semesters.

\* First Semester \* Last Semester

Fall August 2017 Spring May 2018

Check if you are still attending this college

# Transcript Entry– Units earned during High School

LONG BEACH CITY COLLEGE

Start

**LONG BEACH CITY COLLEGE Transcript**  
Fall August 2016 - Spring May 2018

\* Indicates required field.



Alright, start by adding a semester.

+ Add A Semester

## LONG BEACH CITY COLLEGE Transcript

Fall August 2016 - Spring May 2018

\* Indicates required field.

*TERM	*YEAR	*ACADEMIC STATUS	*COMPLETION STATUS
Select	Select	Select	Select

+ Add A Course

+ Add A Semester

Cancel

Save

# A-G Matching

A-G Subject Totals		
Subject		Years
<b>A</b>	History / Social Science (2 Years)	2.5
<b>B</b>	English (4 Years)	4
<b>C</b>	Mathematics (3 Years)	3
<b>D1</b>	Biological Science (1 Year)	1
<b>D2</b>	Physical Science (1 Year)	1
<b>E</b>	Language Other than English (2 Years)	2
<b>F</b>	Visual & Performing Arts (1 Year)	1
<b>G</b>	College-Preparatory Elective (1 Year)	0.5
	Total Years	15
	Calculated GPA	3.18

Accept & Save

Update A-G Courses

- Applicants must click on the Update A-G Courses button to review their entries, and ensure that all courses have an A-G area assigned
- Area G courses may be pulled from additional years completed in above A-F categories
  - Most applicants utilize the year of World History typically taken in 10<sup>th</sup> grade
- Based on the UC's revised Laboratory Science disciplines, applicants may need to manually revise the D1/D2 category

# A-G Warning

- Should all subject areas not be met, applicants will see a warning message, displaying all areas where there are deficiencies
  - Applicants may accept the warning and move forward, or return to the A-G Matching Screen

**A-G Minimum Requirements Not Met**

Based on your high school coursework assigned to your A-G subjects, you may not meet the CSU minimum subject requirements for each A-G subject. Please verify that you have reported all courses, including 12th grade courses that are 'In Progress' or 'Planned', and that you have assigned an appropriate A-G category to every course.

The following subjects have not met the minimum requirements:

- B** English
- C** Mathematics
- D1** Biological Science
- D2** Physical Science
- E** Language Other than English

I read the above and want to continue with my application submission.

[Cancel](#) [Continue Submission](#)

---

**E** Language Other than English

Failure to meet the CSU minimum subject requirements may cause your application for admission to be denied. If you would like to apply even though you have not met the A-G subject requirements, check the below box.

[Take me to the A-G Matching page](#)

I read the above and want to continue with my application submission.

[Cancel](#) [Continue Submission](#)



# SSN & DOB Warning Messages

\* Indicates required field.

**Social Security Number**

Your designated programs may require your SSN for inst

SSN

The Social Security Number that was entered does not conform to validation rules set by the Social Security Administration, please re-enter a valid SSN.

000|

Less than 13 or older than 70

**Verify Your Date of Birth**

You have indicated your birthday is xx/xx/xxxx, please verify prior to proceeding.

I read the above and want to continue with my application submission.

# Dependent and Income Warning Messages

## Household Size Requirement

As a Dependent applicant your family size must be greater than 1. [Click here](#) to return to the Financial and Parental Information section and update your answer.

OK

## Household Income Requirement

We noticed you entered the same income amount for Parent's adjusted gross income (AGI) and Parent's untaxed income and benefits, please review your entries. [Click here](#) for more information.

I read the above and want to continue with my application submission.

Cancel

Continue Submission

# Degree type warnings

## FTFCC/ LDT/UDT Degree Error

In your Extended Profile, you have indicated you are pursuing your first bachelor's degree. On your [colleges attended](#) page you have entered a degree earned or in progress higher than an Associate's degree.

Please update the degree information on the [Colleges Attended](#). If your degree information is accurate, please [click here](#) to update your extended profile to indicate you are pursuing a Graduate level degree.

[Take me there](#)

OK

## Warning: Minimum Transferable Credits Not Met

In your Extended Profile, you have indicated you are an Upper Division Transfer or Associate Degree for Transfer applicant however your number of transferrable units entered are less than 60 semesters or 90 quarter hours. Please [review your coursework entered](#) and be sure to include all In Progress or Planned coursework that will be completed.

If you want to apply even though you have not met the minimum unit requirement, please submit your acknowledgement here.

I read the above and want to continue with my application submission.

Cancel

Continue Submission

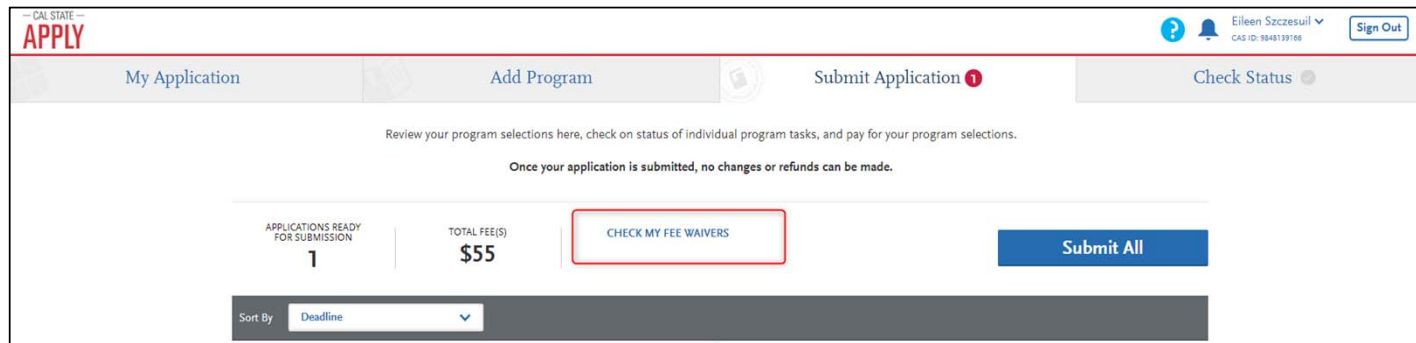
## Bachelor/Credential/Graduate Degree Error

In your Extended Profile, you have indicated you are pursuing a post baccalaureate degree. On your [colleges attended](#) page you have not entered an earned or in progress bachelor's degree.

Please update the degree information on the [Colleges Attended](#). If your degree information is accurate, please [click here](#) to update your extended profile to indicate you are pursuing your first bachelor's degree.

OK

# Fee Waiver Warning Messages



## Eligible

### Application Fee Waivers

A **Fee Waiver** is an application fee discount granted to applicants who meet the specific requirements described in the **Cal State Apply** instructions. The fee waiver amount covers all application fees for up to the maximum number of eligible programs.

Your Available Application Fee Waivers Per Term	
Fall	4 of 4

**Eligibility Rules**

- If you are eligible, **Cal State Apply** automatically applies the fee waiver amount to your account balance for eligible programs during the checkout/payment process.
- If you apply to programs that exceed your total number of fee waivers or programs that are not eligible for fee waivers, you are responsible for additional program fees.
- Fee waivers expire at the end of each term application filing period.

Close

## Not Eligible

### Available Fee Waiver(s)

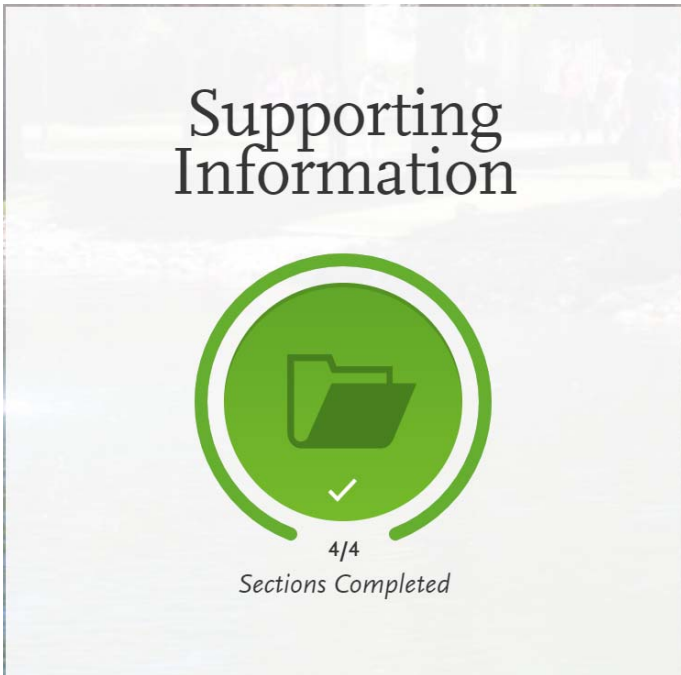
A **Fee Waiver** is an application fee discount granted to applicants who meet specific requirements described in the **Cal State Apply** instructions. The fee waiver amount covers all application fees for up to the maximum number of eligible programs.

Based on the information you entered it appears you are not eligible for an application fee waiver. Click [here](#) for more information

Close

<https://www2.calstate.edu/apply/paying-for-college/Pages/fee-waiver.aspx>

# EOP Application



1. Educational Opportunity Program (EOP)	✓
2. EOP Parent/Guardian Information & Financial Status	✓
3. EOP Biographical Questions	✓
EOP Recommendations	✓

## Continue EOP application

\* Have you completed the questions on the Educational Opportunity Program (EOP) page and are you ready to continue with your EOP application?

- Yes  No, I will return later to complete these EOP questions  Not applying to EOP

✓ **Save and Continue**

## Recommendations

<https://recommendations.liaisoncas.com>

**Recommender's Information**

\* First Name

\* Last Name

\* Email Address

Email address is used to match recommendations

**About the Applicant**

\*What qualities best describe this applicant?

1/2500

Character count and Copy & Paste now available

# EOP, Continued

**LETTERS**  
by LIAISON

## Welcome

Log in to view a list of all your recommendation requests:

\* Email/Username

\* Password

**Log In**

[Forgot your Password?](#) [Need Help?](#)

OR

**Create an account:**  
If this is your first time using this service, please create an account to access your recommendation requests

**Create Account**

# Applying to EOP

## Fall 2019 EOP Admission Status

- All campuses are accepting EOP transfer applications, except for Channel Islands, Dominguez Hills and Stanislaus
- For updated EOP admission status, visit the following link  
<https://www2.calstate.edu/attend/student-services/eop/Pages/eop-campus-status.aspx>



# SAT & ACT Results

- SAT Results
  - May be sent to CSU wide 3594 code or to any one CSU campus
  - Scores will be shared with every campus to which an applicant submits an application
  - Applicants are encouraged to report their CollegeBoard ID
  
- ACT Results
  - May be sent to any one CSU campus
  - Scores will be shared with every campus to which an applicant submits an application
  - Applicants are encouraged to report their ACT ID



# Cal State Apply Information site

## CAL STATE APPLY

Find your future at the California State University.  
With 23 campuses and thousands of degree choices, the CSU is a great place to start your journey.  
Explore your options below, and start your application today.

[See Application Dates & Deadlines »](#)

The Fall 2019 application will be available on October 1, 2018.

Select a Term to Apply For ▼ [Apply](#)

<h3>Choosing a Campus</h3> <p>Compare all 23 schools by size, location, activities and other criteria to find the campus that's the perfect fit for you.</p> <a href="#">Explore Campuses</a>	<h3>Choosing a Degree</h3> <p>The CSU offers over 4,100 undergraduate and graduate degrees through classroom and online instruction.</p> <a href="#">Explore Degrees</a>	<h3>Getting into the CSU</h3> <p>Wondering about admission requirements and the tests, grades and test scores you'll need to be admitted?</p> <a href="#">Learn More</a>	<h3>Paying for College</h3> <p>Find out how much it costs to go to the CSU and how to apply for a variety of types of financial aid.</p> <a href="#">See Your Options</a>
---	--	--	---

Choose the type of student you are to learn more about how to apply to the CSU:

<a href="#">Freshman</a>	<a href="#">Transfer</a>	<a href="#">Graduate</a>	<a href="#">International</a>	<a href="#">Teaching Credential</a>
--------------------------	--------------------------	--------------------------	-------------------------------	-------------------------------------

### Preparing for College

The path to a college degree starts early. Here's what you need to know, starting as soon as sixth grade.

<a href="#">Middle School Students</a>	<a href="#">High School Students</a>
--	--------------------------------------

Create an account at [CaliforniaColleges.edu](#) to track your classes and then transfer your planner to your CSU application.

### Impaction at the CSU



A campus or major is "impacted" when there are more qualified applicants than available spaces to accommodate them. A number of campuses and degree programs are impacted, which may affect your plans to attend the CSU.

[Learn More About Impaction](#)

### Resources

<a href="#">FAQ</a>	<a href="#">Contact a Campus</a>	<a href="#">Student Services</a>	<a href="#">Counselor Resources</a>
---------------------	----------------------------------	----------------------------------	-------------------------------------

# Cal State Apply Applicant Help Center

  HS Applicant CAS ID: 2903005468 Sign Out

- Instructions and FAQs
- My Profile
- My Data
- Extended Profile
- Sign Out

## Cal State Apply Applicant Help Center

Welcome to the Cal State Apply Applicant Help Center!

- [Click here](#) for quick start information, or [click here](#) for customer service contact information.
- [Click here](#) to start your application.
- Got Feedback? [Click here](#) to help us improve your experience.

We also have the following guides to help you through the application:

-  [Freshman Coursework Entry](#)
-  [Transfer Coursework Entry](#)
-  [Transfer Application Guide](#)

### Starting Your Cal State Apply Application



Get started with an overview of the process, important dates and fees, and contact information.


-  [Getting Started with Your Cal State Apply Application](#)
-  [Creating and Managing Your Cal State Account](#)
-  [Adding or Deleting Cal State Apply Programs](#)

### Filling Out Your Cal State Apply Application



Complete the application's four core sections: Personal Information, Academic History, Supporting Information, and Program Materials.

-  [Cal State Apply Personal Information](#)
-  [Cal State Apply Academic History](#)
-  [Cal State Apply Supporting Information](#)
-  [Cal State Apply Program Materials](#)

 Live Chat

# Cal State Apply Customer Service

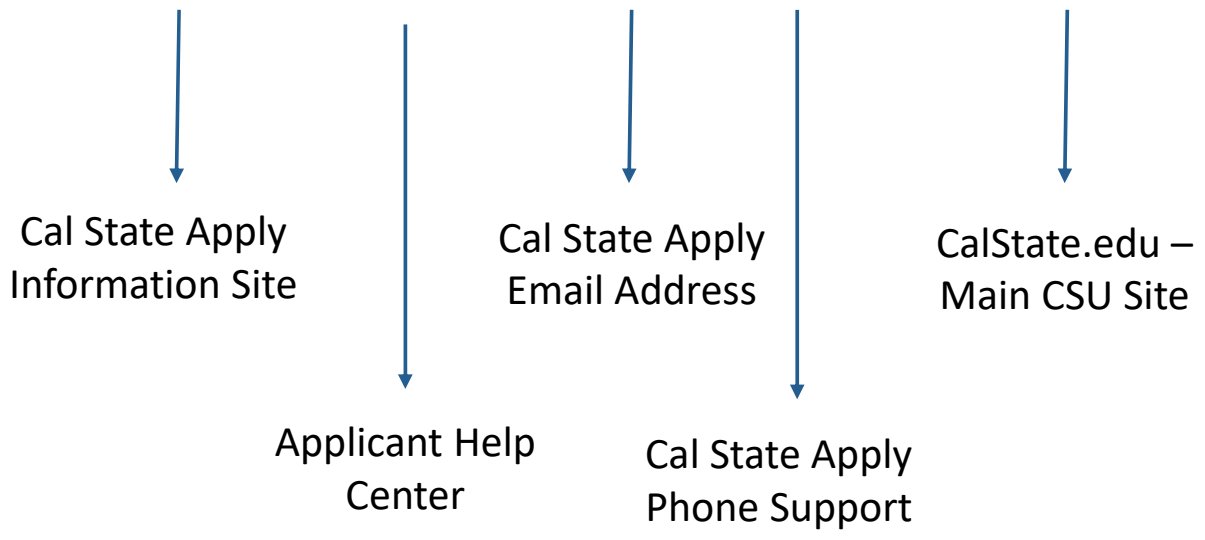
- [https://help.liaisonedu.com/Cal\\_State\\_Apply\\_Applicant\\_Help\\_Center/Starting\\_Your\\_Cal\\_State\\_Apply\\_Application/1\\_Getting\\_Started\\_with\\_Your\\_Cal\\_State\\_Application/6\\_Cal\\_State\\_Apply\\_Customer\\_Service](https://help.liaisonedu.com/Cal_State_Apply_Applicant_Help_Center/Starting_Your_Cal_State_Apply_Application/1_Getting_Started_with_Your_Cal_State_Application/6_Cal_State_Apply_Customer_Service)
- Hours of Operation
- When You Should Contact Cal State Apply Application Support
- When You Should Contact a Campus Directly
- Campus Contact Information
- A Note About Etiquette

# Cal State Apply Technical Requirements

- [https://help.liaisonedu.com/Cal\\_State\\_Apply\\_Applicant\\_Help\\_Center/Starting\\_Your\\_Cal\\_State\\_Apply\\_Application/Creating\\_and\\_Managing\\_Your\\_Cal\\_State\\_Account/04\\_Cal\\_State\\_Apply\\_Technical\\_Requirements](https://help.liaisonedu.com/Cal_State_Apply_Applicant_Help_Center/Starting_Your_Cal_State_Apply_Application/Creating_and_Managing_Your_Cal_State_Account/04_Cal_State_Apply_Technical_Requirements)
- Compatible Browsers
- Mobile Device Accessibility
- Troubleshooting
- Email Notifications
  - Safe-List Email Addresses

# Application Footer

[CSU Admissions](#) [Instructions and FAQs](#) [Contact Us](#) [857-304-2087](#) [The California State University](#) [Privacy Policy](#) [Refund Policy](#) [Accessibility Statement](#)



# Resources for Counselors

- Pre-launch
  - <https://calstate2020playground.prelaunch.liaisoncas.com/applicant-ux/#/login>
- Counselors portal
  - <http://counselors.calstate.edu>

# Questions



Dr. April Grommo  
Director of Enrollment Management  
Services

Angela Williams  
Manager of Enrollment Management  
Services

[CalStateApply@CalState.edu](https://CalStateApply@CalState.edu)

