

Cal State Apply

2019-2020 Cycle Enhancements & Updates



August 6, 2018

Agenda

- Objectives
- Application Cycles
- Improvement Process
- 2019-20 Cycle Updates
- Warning Messages
- EOP Application
- Cal State Apply Information site
- Applicant Help Center
- Resources
- Questions



Objectives

- Presentation intended to discuss
 - Changes to the 2019-2020 cycle application
 - Cal State Apply information site
 - Customer Service
 - Resources for Applicants
 - Resources for Counselors
- CSU Admission policy for first-time freshman applicants has not changed

Application Reminders

- The Cal State Apply application updates each cycle

Cycle	Terms	Dates Open
2017-2018 **	Winter 2018, Spring 2018, Summer 2018	June 1, 2017 - July 1, 2018
2018-2019	Fall 2018, Winter 2019, Spring 2019, Summer 2019	October 1, 2017 - June 30, 2019
2019-2020	Fall 2019, Winter 2020, Spring 2020, Summer 2020	October 1, 2018 - June 30, 2020

** Partial cycle for Inaugural year

- Only Username/Password and basic Biographic information will carry over from cycle to cycle
- Course information entered in a prior cycle application will NOT move over to the subsequent cycle
- The 2019-2020 application for Fall 2019 will not be available until October 1, 2018 at 12:01 AM

Cal State Apply Improvement Process

- Relied on feedback from:
 - Campus Staff
 - Hands on experience working with Applicants, Counselors and the application process
 - Applicant survey
 - Counselor survey
 - Support calls

Cal State Apply 2019-20 Updates



Updates

- Extended Profile Updates
- Transfer GPA Preview for College Coursework
- Validations
 - SSN
 - Date of Birth
 - Degree versus applicant type
 - Number of Transfer Units
 - Dependency & Household size
 - Fee Waiver message for all undergraduates
- Hiding tiles for International Applicants
- Educational Opportunity Program

Extended Profile

Degree Goal

* What degree, credential or certificate are you applying for?

First Bachelor's Degree (Seeking your first bachelor's degree and have not earned a prior bachelor's degree)

* Which of the following best describes your current educational status?

Graduating High School Senior or equivalent (with or without college coursework prior to High School graduation)

Transferring with an Associate Degree for Transfer (AAT/ AS-T) awarded by a California Community College

Transferring from a community college or four-year institution

* How many college credits will you have earned when you enroll at the CSU campus to which you are applying?

Less than 60 semesters or 90 quarter hours (equivalent to Sophomore or below)

Greater than or equal to 60 semesters or 90 quarter hours (equivalent to Junior or higher)

Second Bachelor's Degree (already earned a bachelor's degree and are seeking another one)

Graduate (e.g. Master's, Doctoral) or Professional's Degree

Teaching Credential Only (e.g. Single or Multiple Subject, PPS, Librarian, Admin, CalStateTEACH)

Certificate

Undergraduate/Graduate Question Removed

Returning

* Have you previously attended a CSU campus and are returning to the same campus to complete the earlier degree objective?

Yes

No

US Military Status

* Anticipated US Military Status at time of enrollment

Not a Member of the Military

International Applicant

* Do you have or will you require a student visa (F-1 or J-1) to study at a California State University (CSU)?

Yes

No

Slide 8

WA1

In the top screenshot, you may want to show a Transfer student example? Maybe ADT, where it asks the additional questions

Williams, Angela, 8/28/2018

Add a Program Page

Additional Language on Programs



You must select at least one program to begin your application. You may add additional programs from the Add Program tab at any time before the submission deadline.

Due to CSU enrollment pressures, campuses may offer very limited Lower Division and Second Baccalaureate programs.

Please click [here](#) for campus specific program Dates & Deadlines.

Application fees for some undergraduate programs may be waived based on eligibility. Once you have completed your application in full, please click on the Submit Applications tab to review your fee waiver status. For more information on application fee waiver eligibility, please click [here](#).

Programs with a Source of Extended Education are offered by Extended and Continuing Education on each campus.

Enter Invitation Code

Campus Start Term

Source

Show Available Programs Past Programs Future Programs

PROGRAM NAME DEGREE TYPE TERM ACADEMIC YEAR LOCATION DEADLINE [PDI]

SSN & Date of Birth Validations

* Indicates required field.

Social Security Number

Your designated programs may require your SSN for insti

SSN

The Social Security Number that was entered does not conform to validation rules set by the Social Security Administration, please re-enter a valid SSN.

000|

Less than 13
or older
than 70

Verify Your Date of Birth

You have indicated your birthday is xx/xx/xxxx, please verify prior to proceeding

I read the above and want to continue with my application submission.

Citizenship/Residency

* Indicates required field.

US Citizenship

* Country of Citizenship

* Select the value that best describes your U.S. Citizenship

If you were born outside of the U.S., what year did you or will you move to the U.S.?

AB540 Applicants should select None

Residency

* What U.S. State/Possession do you regard as your permanent home?

* Do you claim California Residency?
 Yes No

* Have you lived in California continuously since birth?
 Yes No

* When did your present stay in California begin? MM/DD/YYYY

Applicants that reside in CA should select Yes regardless of US Citizenship status

Save and Continue

High School Entry

 + Add High School

Add a High School



* Indicates required field.

Location

* Country:

* State/Province:

* City:

Required

[High School >](#) [Home School >](#)

Find Your High School

* High School Name



- * OCEAN SHORES HIGH SCHOOL
Oceanside, California
- OCEANSIDE HIGH SCHOOL
Oceanside, California
- OCEANSIDE UNIFIED MIDDLE SCHOOL
Oceanside, California

My High Schools

OCEANSIDE HIGH SCHOOL

OCEANSIDE, California

Aug 2015 - Jun 2019
Semester System

 + Add High School

Term Type

Before selecting your term type: Please make sure you select the correct term type for your school. If you are unsure please contact your high school counselor.

If your school uses multiple term types: You must Add your high school multiple times for each term type. Please see example below.

Before Make unde type t

[View Example](#)


* Term Type

Graduation Status

* Have you received or do you expect to receive a high school diploma or high school equivalent?

High School Diploma High School Equivalent I Didn't Graduate from High School

* Which high school did you receive or do you intend to receive your high school diploma from?

* Date Received/Expected: 

[Save This School](#)

College Transfer GPA

Transcript Entry

Enter transcript information exactly as it appears on your transcript. Your transcript details will be reviewed by a quality assurance team. If there are inaccuracies, your application will be sent back to you, and this will result in delays in submitting your application. All courses must be included, even if you did poorly or later repeated the course. If you have transfer credits, enter these credits from the institution where you originally took the course.

After you enter transcript information for all colleges attended, you will complete Transcript Review. In Transcript Review you will be asked to identify additional attributes about your coursework including Primary College and courses that are Repeated, Advanced Placement, Other Tests, Honors, and Study Abroad.

General Guidelines: Enter courses under the institution where you originally took the course, and enter information exactly as it appears on your transcript (include any planned and in-progress coursework). Include all courses, even if you did poorly or later repeated the course. If you are using Advanced Placement (AP), CLEP, or International Baccalaureate (IB) tests to satisfy general education requirements, add a course for each test. For the course title, enter AP and the name of the exam (for example AP Exam Calculus).

IMPORTANT: You must enter coursework so that a CSU GPA can be calculated properly.

Transfer Applicants: [Click here](#) to review a Transfer Credit Entry.

Returning Applicants: If you are returning to the same CSU that you last attended and have not taken any college courses at another institution, select "I Am Not Adding Any College Transcripts." If you have taken courses at another institution, enter the coursework for that institution. If you are applying to an additional campus as a new applicant, you will need to enter all transcript information.

Graduate and Credential Applicants: Only enter courses that are in-progress or planned. Select "I am Not Adding Any College Transcripts" if you don't have in-progress or planned coursework. If you entered multiple colleges in the Colleges Attended section and have in-progress or planned coursework for at least one of those colleges, complete the following tasks:

1. Enter the in-progress or planned coursework under the appropriate college(s).
2. For all other colleges where you don't have planned or in-progress coursework, enter a single completed course for that college. You can choose any completed course.

Would you like to preview your Transfer GPA?

Please enter all your coursework to make sure your Transfer GPA is calculated correctly. For details on how the Transfer GPA is calculated, [click here](#).

Transfer GPA: 2.54

Transfer Credit Hours: 13
Transfer Quality Points: 33

[Recalculate](#)

Would you like to preview your Transfer GPA?

Please enter all your coursework to make sure your Transfer GPA is calculated correctly. For details on how the Transfer GPA is calculated, [click here](#).

Transfer GPA: 2.5

Transfer Credit Hours: 6
Transfer Quality Points: 15

[Recalculate](#)



College Coursework

- Expanded reference file of transferrable courses from ASSIST
 - ASSIST data is from 2016-17
 - Newer courses will have to be manually entered

College Coursework Reminders

Transfer Credit Entry Guide & Applicant Help Center provide greater detail

- Repeats – Same Course/Same College – RP Grade
- Academic Renewal – AR Grade
- Test Credit – CR Grade

COURSE CODE	COURSE TITLE	SUBJECT	CREDITS	GRADE	CAS GRADE	TRANSFERABLE
AP ENG LANG	AP English Lang Test Credit - No		3.00	CR	None	<input type="checkbox"/>

- Primary College - where applicant will earn or have earned the Associate degree, or where the majority of credits have been completed.

Inconsistent Information Messages

Warning: Minimum Transferable Credits Not Met

In your Extended Profile, you have indicated you are an Upper Division Transfer or Associate Degree for Transfer applicant however your number of transferrable units entered are less than 60 semesters or 90 quarter hours. Please [review your coursework](#) entered and be sure to include all In Progress or Planned coursework that will be completed.

If you want to apply even though you have not met the minimum unit requirement, please submit your acknowledgement here.

I read the above and want to continue with my application submission.

Cancel

Continue Submission

UDT with less than 60 units

Undergraduate with Bachelor's

Graduate with No Bachelor's

FTFCC/ LDT/UDT Degree Error

In your Extended Profile, you have indicated you are pursuing your first bachelor's degree. On your [colleges attended](#) page you have entered a degree earned or in progress higher than an Associate's degree.

Please update the degree information on the Colleges Attended. If your degree information is accurate, please [click here](#) to update your extended profile to indicate you are pursuing a Graduate level degree.

[Take me there](#)

OK

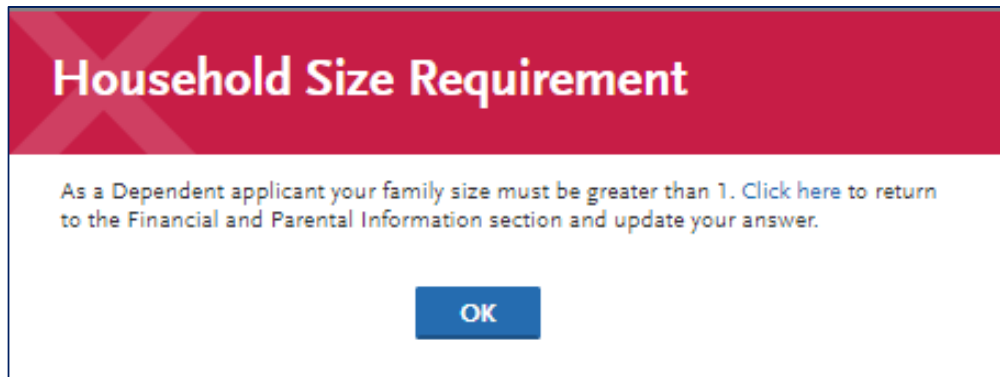
Bachelor/Credential/Graduate Degree Error

In your Extended Profile, you have indicated you are pursuing a post baccalaureate degree. On your [colleges attended](#) page you have not entered an earned or in progress bachelor's degree.

Please update the degree information on the [Colleges Attended](#). If your degree information is accurate, please [click here](#) to update your extended profile to indicate you are pursuing your first bachelor's degree.

OK

Dependent and Income Validations



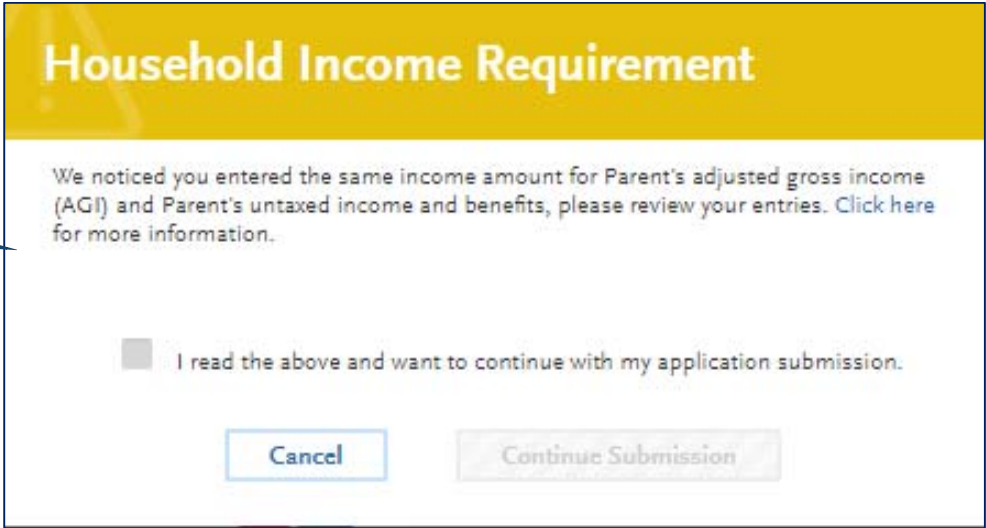
Household Size Requirement

As a Dependent applicant your family size must be greater than 1. [Click here](#) to return to the Financial and Parental Information section and update your answer.

OK

Dependent with Household of 1

Taxable and Untaxable income reported is the Same



Household Income Requirement

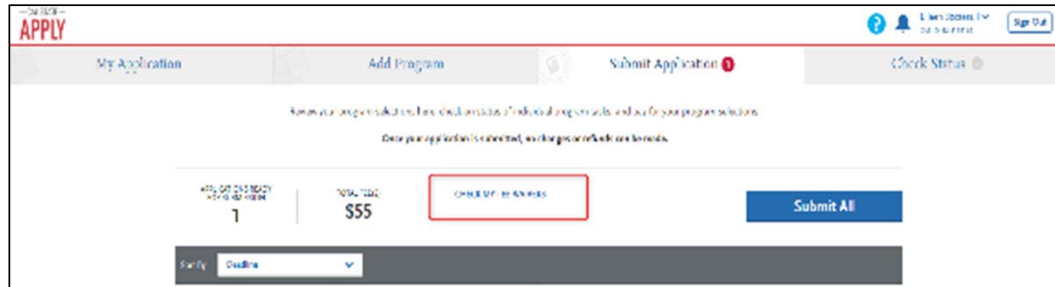
We noticed you entered the same income amount for Parent's adjusted gross income (AGI) and Parent's untaxed income and benefits, please review your entries. [Click here](#) for more information.

I read the above and want to continue with my application submission.

Cancel Continue Submission

Income instructions in Applicant Help Center

Fee Waiver Messages



Eligible

Application Fee Waivers

A Fee Waiver is an application fee discount granted to applicants who meet the specific requirements described in the Cal State Apply instructions. The fee waiver amount covers all application fees for up to the maximum number of eligible programs.

Your Available Application Fee Waivers Per Term
Fall 4 of 4

Eligibility Rules

- If you are eligible, Cal State Apply automatically applies the fee waiver amount to your account balance for eligible programs during the checkout/payment process.
- If you apply to programs that exceed your total number of fee waivers or programs that are not eligible for fee waivers, you are responsible for additional program fees.
- Fee waivers expire at the end of each term application filing period.

Close

Not Eligible

Available Fee Waiver(s)

A **Fee Waiver** is an application fee discount granted to applicants who meet specific requirements described in the Cal State Apply instructions. The fee waiver amount covers all application fees for up to the maximum number of eligible programs.

Based on the information you entered it appears you are not eligible for an application fee waiver. Click [here](#) for more information

Close

<https://www2.calstate.edu/apply/paying-for-college/Pages/fee-waiver.aspx>

International Applicants (F1 or J1)

Hiding Questions and Tiles

- 1. Educational Opportunity Program (EOP)
- 2. EOP Parent/Guardian Information & Financial Status
- 3. EOP Biographical Questions
- Academic Infractions and Conduct
- Academic Standing
- Additional Information Release
- Applicant Information
- CA Promise
- EOP Recommendations
- Military Application Questions
- Military Dependent Question
- Statewide Student ID

Educational Opportunity Program

- Applicants should always verify the campus application status and deadlines - <https://www2.calstate.edu/attend/student-services/eop/Pages/eop-campus-status.aspx>
- All campuses are accepting EOP transfer applications, except for Channel Islands, Dominguez Hills and Stanislaus
- Applicants can return to complete the EOP portion of the application until January 15th
 - Five campuses require EOP applications by November 30th
- All EOP tiles are now under Supporting Information Quadrant
- Need to complete all required questions on a tile to save

EOP, Continued



Supporting Information

0/4 Sections Completed

1. Educational Opportunity Program

The Educational Opportunity Program (EOP) is designed to improve access and retention of historically low-income and educationally disadvantaged students. EOP students have the potential and demonstrated motivation to perform satisfactorily at a CSU, but they have not been able to realize their fullest potential because of their economic or educational background. The program provides admission and academic assistance to EOP-eligible undergraduate students. In many cases, the program offers financial assistance to eligible students. Campuses tailor their programs to accommodate the needs of their student population.

To determine if the CSU that you are interested in applying to is accepting EOP applications and the deadline, please review the [EOP Admission site](#)

1. Educational Opportunity Program (EOP)

2. EOP Parent/Guardian Information & Financial Status

3. EOP Biographical Questions

EOP Recommendations

2. EOP Parent/Guardian Information

* Indicates required field.

Continue EOP application

* Have you completed the questions on the Educational Opportunity Program (EOP) page and are you ready to continue with your EOP application?

Yes

No, I will return later to complete these EOP questions

Not applying to EOP



Save and Continue

Recommendations

<https://recommendations.liaisoncas.com>

Recommender's Information

* First Name

* Last Name

* Email Address

Email address is used to match recommendations

About the Applicant

*What qualities best describe this applicant?

1/2500

Character count and Copy & Paste now available

LETTERS
by LIAISON

Welcome

Log in to view a list of all your recommendation requests:

* Email/Username

* Password

Log In

[Forgot your Password?](#) [Need Help?](#)

OR

Create an account:
If this is your first time using this service, please create an account to access your recommendation requests

Create Account

Cal State Apply Information site

CAL STATE APPLY

Find your future at the California State University.
With 23 campuses and thousands of degree choices, the CSU is a great place to start your journey.
Explore your options below, and start your application today.

[See Application Dates & Deadlines »](#)

The Fall 2019 application will be available on October 1, 2018.

Select a Term to Apply For ▼ [Apply](#)

<h3>Choosing a Campus</h3> <p>Compare all 23 schools by size, location, activities and other criteria to find the campus that's the perfect fit for you.</p> Explore Campuses	<h3>Choosing a Degree</h3> <p>The CSU offers over 4,100 undergraduate and graduate degrees through classroom and online instruction.</p> Explore Degrees	<h3>Getting into the CSU</h3> <p>Wondering about admission requirements and the tests, grades and test scores you'll need to be admitted?</p> Learn More	<h3>Paying for College</h3> <p>Find out how much it costs to go to the CSU and how to apply for a variety of types of financial aid.</p> See Your Options
---	--	--	---

Choose the type of student you are to learn more about how to apply to the CSU:

Freshman	Transfer	Graduate	International	Teaching Credential
--------------------------	--------------------------	--------------------------	-------------------------------	-------------------------------------

Preparing for College

The path to a college degree starts early. Here's what you need to know, starting as soon as sixth grade.

Middle School Students	High School Students
--	--------------------------------------

Create an account at [CaliforniaColleges.edu](#) to track your classes and then transfer your planner to your CSU application.

Impaction at the CSU

A campus or major is "impacted" when there are more qualified applicants than available spaces to accommodate them. A number of campuses and degree programs are impacted, which may affect your plans to attend the CSU.

[Learn More About Impaction](#)

Resources

FAQ	Contact a Campus	Student Services	Counselor Resources
---------------------	----------------------------------	----------------------------------	-------------------------------------

Cal State Apply Applicant Help Center



CAS ID: 4413631555

Sign Out

Instructions and FAQs

My Profile

Extended Profile

Sign Out

Cal State Apply Applicant Help Center

Welcome to the Cal State Apply Applicant Help Center!

- [Click here](#) for quick start information, or [click here](#) for customer service contact information.
- [Click here](#) to start your application.
- Got Feedback? [Click here](#) to help us improve your experience.

We also have the following guides to help you through the application:

- [Freshman Coursework Entry](#)
- [Transfer Coursework Entry](#)
- [Transfer Application Guide](#)

Starting Your Cal State Apply Application



Get started with an overview of the process, important dates and fees, and contact information.

- [Getting Started with Your Cal State Apply Application](#)
- [Creating and Managing Your Cal State Account](#)
- [Adding or Deleting Cal State Apply Programs](#)

Filling Out Your Cal State Apply Application



Complete the application's four core sections: Personal Information, Academic History, Supporting Information, and Program Materials.

- [Cal State Apply Personal Information](#)
- [Cal State Apply Academic History](#)
- [Cal State Apply Supporting Information](#)
- [Cal State Apply Program Materials](#)

Live Chat

Cal State Apply Customer Service

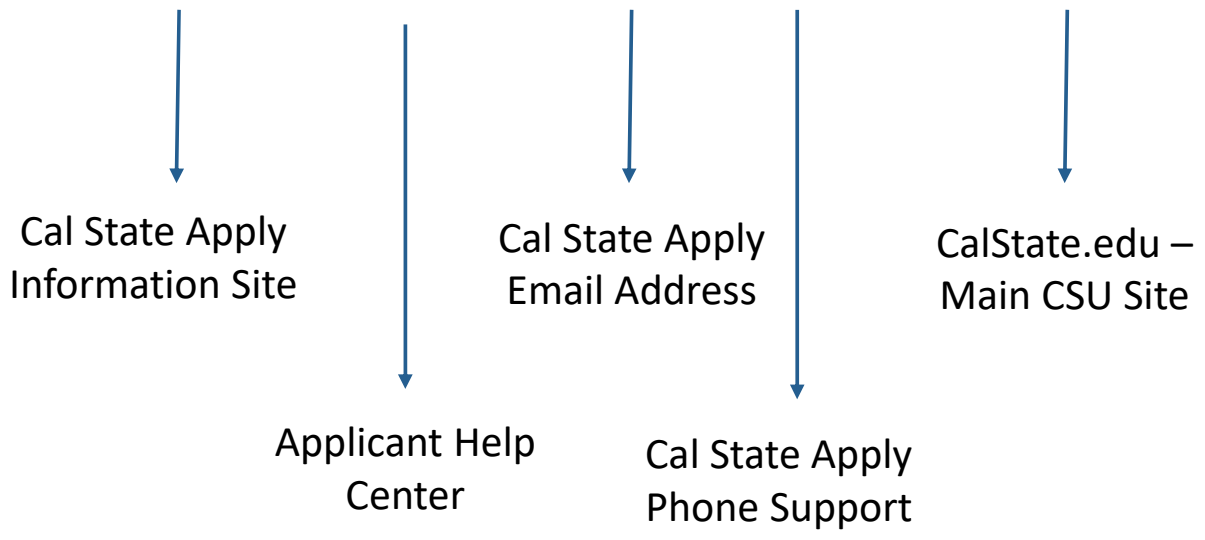
- https://help.liaisonedu.com/Cal_State_Apply_Applicant_Help_Center/Starting_Your_Cal_State_Apply_Application/1_Getting_Started_with_Your_Cal_State_Application/6_Cal_State_Apply_Customer_Service
- Hours of Operation
- When You Should Contact Cal State Apply Application Support
- When You Should Contact a Campus Directly
- Campus Contact Information
- A Note About Etiquette

Cal State Apply Technical Requirements

- https://help.liaisonedu.com/Cal_State_Apply_Applicant_Help_Center/Starting_Your_Cal_State_Apply_Application/Creating_and_Managing_Your_Cal_State_Account/04_Cal_State_Apply_Technical_Requirements
- Compatible Browsers
- Mobile Device Accessibility
- Troubleshooting
- Email Notifications
 - Safe-List Email Addresses

Application Footer

[CSU Admissions](#) [Instructions and FAQs](#) [Contact Us](#) [857-304-2087](#) [The California State University](#) [Privacy Policy](#) [Refund Policy](#) [Accessibility Statement](#)



Resources

- Sandbox - Refreshed every 6 weeks
<https://calstate2020playground.sandbox.liaisoncas.com/applcant-ux/#/login>
- Cal State Apply Site –
<https://www2.calstate.edu/apply>
- CSU Counselor Resources
<https://www2.calstate.edu/attend/counselor-resources>
 - Admission Handbook
 - Impaction Information
- Sign Up for the CSU Counselor Portal
Counselors.Calstate.edu

Questions



Dr. April Grommo
Director of Enrollment Management
Services

Angela Williams
Manager of Enrollment Management
Services

Email: CalStateApply@CalState.edu

