



CSU Library Annual Statistic Report - 2019

 ACRLMetrics	COLLECTIONS					
Campus	Books (title count)	Books Digital/Electronic (title count)	Books (volume count)	Total expenditures, excludes fringe	Total materials/services expenses	One-time physical material purchases
CA - California Maritime Academy	34,093	388,103	45,012	\$723,078	\$241,406	\$36,200
CA - California Polytechnic State University - San	251,466	1,018,815	266,501	\$5,441,404	\$2,125,050	\$621,695
CA - California State Polytechnic University - Pom	517,449	314,565	589,173	\$4,146,521	\$1,212,604	\$62,278
CA - California State University, Bakersfield	328,022	527,767	370,225	\$2,782,749	\$591,134	\$132,150
CA - California State University, Channel Islands	103,709	424,957	110,205	\$2,217,278	\$534,509	\$147,812
CA - California State University, Chico	542,676	310,786	590,276	\$3,728,590	\$1,114,059	\$110,921
CA - California State University, Dominguez Hills	362,626	992,703	380,955	\$3,545,331	\$874,078	\$166,451
CA - California State University, East Bay	599,764	557,513	646,458	\$5,047,753	\$1,280,213	\$346,531
CA - California State University, Fresno	935,860	796,805	1,044,362	\$7,328,909	\$1,953,914	\$149,638
CA - California State University, Fullerton	771,337	691,357	889,088	\$6,856,443	\$2,252,234	\$344,689
CA - California State University, Long Beach	679,513	1,301,529	1,074,676	\$7,557,192	\$2,492,922	\$284,329
CA - California State University, Los Angeles	537,753	169,550	641,775	\$5,809,926	\$1,670,455	\$263,583
CA - California State University, Monterey Bay	82,519	376,295	100,136	\$1,907,041	\$445,852	\$102,374
CA - California State University, Northridge - [Nort	765,426	886,533	895,032	\$11,173,832	\$2,967,760	\$477,128
CA - California State University, San Bernardino	607,864	588,353	717,859	\$4,163,399	\$1,122,799	\$89,678
CA - California State University, San Marcos	217,952	489,879	292,546	\$4,362,155	\$997,965	\$88,188
CA - California State University, Stanislaus	282,999	192,737	316,942	\$2,865,431	\$723,755	\$63,638
CA - Humboldt State University	427,657	305,477	437,602	\$2,778,216	\$551,812	\$47,520
CA - Sacramento State University	889,140	419,196	1,336,513	\$6,849,086	\$1,512,999	\$228,002
CA - San Diego State University	1,196,776	1,269,462	1,557,479	\$11,903,751	\$3,703,998	\$513,683
CA - San Francisco State University	933,696	301,283	1,239,852	\$8,332,487	\$2,523,460	\$259,159
CA - San Jose State University	841,623	1,290,504	1,153,980	\$9,971,065	\$2,992,397	\$433,106
CA - Sonoma State University	386,891	302,437	423,437	\$3,564,165	\$703,204	\$99,269


Note: -1 means N/A, or U/A (Unavailable); a blank entry means no data was entered.

CSU Library Annual Statistic Report - 2019

 ACRLMetrics	EXPENDITURES (\$)					
Campus	Ongoing commitments to subscriptions	Total salaries and wages (excluding fringe)	Librarians salaries and wages (excluding fringe)	Other professional staff salaries and wages (excluding fringe)	All other paid staff salaries and wages (excluding fringe)	Student assistants salaries and wages (excluding fringe)
CA - California Maritime Academy	\$203,706	\$399,357	\$301,620		\$70,537	\$27,200
CA - California Polytechnic State University - San	\$1,491,876	\$3,304,708	\$692,084	\$1,385,939	\$783,857	\$442,828
CA - California State Polytechnic University - Pom	\$1,100,589	\$2,520,616	\$794,708		\$1,508,807	\$217,101
CA - California State University, Bakersfield	\$458,454	\$1,902,742	\$707,697	\$253,524	\$848,747	\$92,774
CA - California State University, Channel Islands	\$386,697	\$1,591,286	\$763,856	\$123,941	\$662,750	\$40,739
CA - California State University, Chico	\$992,683	\$2,043,538	\$756,085	\$203,580	\$734,028	\$349,845
CA - California State University, Dominguez Hills	\$707,627	\$2,426,951	\$892,456	\$418,920	\$917,139	\$198,436
CA - California State University, East Bay	\$912,401	\$3,305,799	\$1,245,897	\$238,055	\$1,155,878	\$665,969
CA - California State University, Fresno	\$1,804,276	\$4,650,338	\$1,811,651	\$541,303	\$1,660,804	\$636,580
CA - California State University, Fullerton	\$1,810,126	\$4,042,781	\$1,635,739	\$396,397	\$1,316,460	\$694,185
CA - California State University, Long Beach	\$2,134,570	\$4,056,931	\$1,617,941	\$707,982	\$1,465,088	\$265,920
CA - California State University, Los Angeles	\$1,226,226	\$3,385,607	\$1,127,660	\$591,600	\$1,276,490	\$389,857
CA - California State University, Monterey Bay	\$340,999	\$1,383,967	\$732,540	\$158,844	\$466,181	\$26,402
CA - California State University, Northridge - [Nort	\$2,490,632	\$6,710,481	\$2,603,565	\$3,258,797	\$0	\$848,119
CA - California State University, San Bernardino	\$964,722	\$2,696,970	\$1,039,307	\$165,804	\$1,159,963	\$331,896
CA - California State University, San Marcos	\$899,920	\$3,033,051	\$1,371,368	\$309,591	\$1,154,287	\$197,805
CA - California State University, Stanislaus	\$601,825	\$1,569,020	\$778,775	\$170,876	\$498,582	\$120,787
CA - Humboldt State University	\$470,665	\$1,932,564	\$767,979	\$232,860	\$730,532	\$201,193
CA - Sacramento State University	\$1,261,876	\$4,656,052	\$2,389,374	\$427,626	\$1,459,941	\$379,111
CA - San Diego State University	\$2,773,332	\$6,242,637	\$2,329,841	\$606,477	\$2,855,802	\$450,517
CA - San Francisco State University	\$2,118,779	\$5,042,726	\$1,962,866	\$287,590	\$2,234,659	\$557,611
CA - San Jose State University	\$2,328,850	\$6,254,333	\$2,393,693	\$414,111	\$2,820,716	\$625,813
CA - Sonoma State University	\$601,720	\$2,038,227	\$807,441	\$269,496	\$818,658	\$142,632


Note: -1 means N/A, or U/A (Unavailable); a blank entry means no data was entered.

CSU Library Annual Statistic Report - 2019

 ACRLMetrics		PERSONNEL				
Campus	All other operations and maintenance expenses	Preservation services	Staff fringe benefits IF paid from the library budget	Total # of Staff FTEs	Librarians # of FTEs	Other professional staff # of FTEs
CA - California Maritime Academy	\$80,396	\$1,919		8.65	5.00	
CA - California Polytechnic State University - San I		\$11,646		57.67	7.51	17.96
CA - California State Polytechnic University - Pom	\$413,301	\$0		47.42	11.10	0.00
CA - California State University, Bakersfield	\$282,294	\$6,579	\$1,042,169	31.14	9.13	3.00
CA - California State University, Channel Islands	\$91,483			29.03	10.50	2.00
CA - California State University, Chico	\$564,293	\$6,700		49.60	11.00	2.00
CA - California State University, Dominguez Hills	\$236,352	\$7,950		52.31	14.50	4.00
CA - California State University, East Bay	\$458,848	\$2,893		67.50	13.50	2.00
CA - California State University, Fresno	\$724,657	\$0		83.00	17.00	5.00
CA - California State University, Fullerton	\$559,286	\$2,142		76.62	21.84	3.00
CA - California State University, Long Beach	\$997,578	\$9,761		67.96	17.25	8.00
CA - California State University, Los Angeles	\$748,650	\$5,214		61.03	15.83	4.00
CA - California State University, Monterey Bay	\$71,621	\$5,600		21.07	8.57	1.00
CA - California State University, Northridge - [Nort	\$1,488,201	\$7,390		152.30	29.80	60.00
CA - California State University, San Bernardino	\$333,910	\$9,720		105.00	13.00	1.00
CA - California State University, San Marcos	\$320,310	\$10,829		67.35	17.62	4.87
CA - California State University, Stanislaus	\$570,856	\$1,800		47.00	9.00	2.00
CA - Humboldt State University	\$293,840	\$0	\$1,005,679	35.37	11.00	2.00
CA - Sacramento State University	\$672,555	\$7,480		68.33	23.15	3.41
CA - San Diego State University	\$1,940,236	\$16,880	\$3,209,965	105.25	27.08	5.17
CA - San Francisco State University	\$749,277	\$17,024		85.26	25.22	2.00
CA - San Jose State University	\$718,906	\$5,429		90.49	25.64	3.99
CA - Sonoma State University	\$818,193	\$4,541		38.85	11.00	3.00


Note: -1 means N/A, or U/A (Unavailable); a blank entry means no data was entered.

CSU Library Annual Statistic Report - 2019

 ACRLMetrics		INSTRUCTION				
Campus	All other paid staff # of FTEs	Student assistants # of FTEs	Number of presentations - physical	Number of presentations - digital/electronic	Number of presentations - total (if breakdown not available)	Number of presentations - total (calculated)
CA - California Maritime Academy	1.65	2.00	265	0		265
CA - California Polytechnic State University - San	15.06	17.14	591			591
CA - California State Polytechnic University - Pom	28.25	8.07	309	0		309
CA - California State University, Bakersfield	12.00	7.01	257	88		345
CA - California State University, Channel Islands	13.00	3.53	214	0	214	214
CA - California State University, Chico	14.00	22.60	176			176
CA - California State University, Dominguez Hills	19.00	14.81	309	3		312
CA - California State University, East Bay	22.00	30.00			255	255
CA - California State University, Fresno	36.00	25.00	352 -1			352
CA - California State University, Fullerton	25.28	26.50	781			781
CA - California State University, Long Beach	29.82	12.89	825			825
CA - California State University, Los Angeles	24.45	16.75	712 -1			712
CA - California State University, Monterey Bay	9.00	2.50	199			199
CA - California State University, Northridge - [Nort	0.00	62.50	808	0		808
CA - California State University, San Bernardino	26.00	65.00	342	2		344
CA - California State University, San Marcos	26.06	18.80	382			382
CA - California State University, Stanislaus	12.00	24.00	217	65 -1		282
CA - Humboldt State University	14.50	7.87	952	0		952
CA - Sacramento State University	26.45	15.32	499	1		500
CA - San Diego State University	54.89	18.11	301 -1	-1		301
CA - San Francisco State University	45.40	12.64	423	0	423	423
CA - San Jose State University	39.76	21.10 -1	-1		827	827
CA - Sonoma State University	17.80	7.05	322			322


Note: -1 means N/A, or U/A (Unavailable); a blank entry means no data was entered.

CSU Library Annual Statistic Report - 2019

					REFERENCE
ACRLMetrics					
Campus	Total attendance at all presentations - physical	Total attendance at all presentations - digital/electronic	Total attendance at all presentations - total (if breakdown not available)	Total Attendance at all Presentations	Transactions
CA - California Maritime Academy	1,727	0		1,727	1,200
CA - California Polytechnic State University - San	18,621			18,621	1,969
CA - California State Polytechnic University - Pom	11,316	0		11,316	8,956
CA - California State University, Bakersfield	7,834	112		7,946	1,923
CA - California State University, Channel Islands	5,332	0	5,332	5,332	-1
CA - California State University, Chico	4,584			4,584	2,179
CA - California State University, Dominguez Hills	-1	-1	8310	8310	7,358
CA - California State University, East Bay			5,675	5,675	3,162
CA - California State University, Fresno	4,447	-1		4,447	6,094
CA - California State University, Fullerton	23,645			23,645	3,403
CA - California State University, Long Beach	18,883			18,883	3,314
CA - California State University, Los Angeles	20,049	-1		20,049	18,630
CA - California State University, Monterey Bay	4,523			4,523	2,027
CA - California State University, Northridge - [Nort	23,515	0		23,515	6,483
CA - California State University, San Bernardino	5,166	10		5,176	3,098
CA - California State University, San Marcos	12,357			12,357	11,854
CA - California State University, Stanislaus	4,914	101	-1	5,015	7,461
CA - Humboldt State University	20,263	0		20,263	804
CA - Sacramento State University	13,070	11		13,081	4,330
CA - San Diego State University	9,276	-1	-1	9,276	3,360
CA - San Francisco State University	11,372	0	11,372	11,372	3,567
CA - San Jose State University	-1	-1	24,395	24,395	6,039
CA - Sonoma State University	11,165			11,165	1,246


Note: -1 means N/A, or U/A (Unavailable); a blank entry means no data was entered.

CSU Library Annual Statistic Report - 2019

 ACRLMetrics		CIRCULATION		USAGE OF ELECTRONIC RESOURCES	
Campus	Consultations	Initial circulation - physical	Initial circulation - digital/electronic	e-book usage COUNTER BR1 (if available) - digital/electronic	e-book usage COUNTER BR2 (if available) - digital/electronic
CA - California Maritime Academy	150	9,334	48,046	2,513	16,629
CA - California Polytechnic State University - San	811	43,430	1,690,810	26,572	1,682,607
CA - California State Polytechnic University - Pom	1,598	23,081	2,410,311	7,121	2,403,190
CA - California State University, Bakersfield	426	11,368	911,357	3,831	374,589
CA - California State University, Channel Islands	-1	15,287	48,012	120	109,437
CA - California State University, Chico	528	22,703	362,739	7,136	361,258
CA - California State University, Dominguez Hills	383	12,948	1,227,027	52,777	1,144,706
CA - California State University, East Bay	-1	46,219	758,991	7,318	708,183
CA - California State University, Fresno	353	104,802	901,077	80,302	6,516
CA - California State University, Fullerton	267	31,405	232,635	12,780	198,829
CA - California State University, Long Beach	732	55,972	968,137	7,828	944,405
CA - California State University, Los Angeles	994	26,702	151,182	135,248	15,944
CA - California State University, Monterey Bay	116	17,852	539,771	1,304	553,118
CA - California State University, Northridge - [Nort	193	71,184	1,456,627	15,218	1,433,190
CA - California State University, San Bernardino	90	20,345	1,552,356	4,017	817,301
CA - California State University, San Marcos	2,300	19,894	535,546	21,164	512,382
CA - California State University, Stanislaus	467	24,570	159,905	0	243,055
CA - Humboldt State University	65	40,939	341,421	1,954	339,467
CA - Sacramento State University	1,168	55,963	1,071,407	8,465	914,776
CA - San Diego State University	360	50,373	71,719	10,390	45,001
CA - San Francisco State University	312	45,682	1,126,187	6,758	1,126,187
CA - San Jose State University	2,090	23,803	1,413,725	13,582	1,368,235
CA - Sonoma State University	127	24,315	451,290	2,232	449,058


Note: -1 means N/A, or U/A (Unavailable); a blank entry means no data was entered.

CSU Library Annual Statistic Report - 2019

 ACRLMetrics	INTERLIBRARY LOANS				
	ILL provided to other libraries				
Campus	E-serials usage - digital/electronic	ILL-01 Returnable (if available)	ILL-02 Non-returnable (if available)	Total if ILL-01 and ILL-02 are reported separately	ILL-03 Returnables (if available)
CA - California Maritime Academy	28,904	641	46	687	498
CA - California Polytechnic State University - San	890,242	2,713	8,709	11,422	8,739
CA - California State Polytechnic University - Pom	815,042	6,294	2,134	8,428	2,319
CA - California State University, Bakersfield	532,937	2,810	1,351	4,161	2,293
CA - California State University, Channel Islands	416,878	2,392	0	2,392	1,788
CA - California State University, Chico	579,234	4,770	6,213	10,983	2,540
CA - California State University, Dominguez Hills	601,152	2,206	252	2,458	2,290
CA - California State University, East Bay	572,619	3,425	3,686	7,111	1,396
CA - California State University, Fresno	814,259	7,905	3,786	11,691	3,500
CA - California State University, Fullerton	1,759,852	6,932	12,433	19,365	13,630
CA - California State University, Long Beach	1,398,877	15,519	11,691	27,210	12,682
CA - California State University, Los Angeles	1,195,942	4,464	329	4,793	3,163
CA - California State University, Monterey Bay	314,695	3,591	396	3,987	2,224
CA - California State University, Northridge - [Nort	1,487,937	5,506	9,174	14,680	3,464
CA - California State University, San Bernardino	723,429	6,992	311	7,303	2,103
CA - California State University, San Marcos	895,682	4,368	8,350	12,718	3,886
CA - California State University, Stanislaus	377,096	2,995	1,950	4,945	2,116
CA - Humboldt State University	333,916	4,469	2,233	6,702	3,649
CA - Sacramento State University	1,083,435	8,495	8,732	17,227	4,498
CA - San Diego State University	1,226,063	10,658	6,149	16,807	4,687
CA - San Francisco State University	666,758	7,355	6,876	14,231	9,866
CA - San Jose State University	1,785,015	6,132	4,737	10,869	4,334
CA - Sonoma State University	228,732	3,197	4,102	7,299	4,810

Note: -1 means N/A, or U/A (Unavailable); a blank entry means no data was entered.

CSU Library Annual Statistic Report - 2019

 ACRLMetrics	ILL received from other libraries		
Campus	ILL-04 Non- returnables (if available)	ILL-05 Documents received from commercial services (if available)	Total if ILL-03, ILL-04 and ILL-05 are reported separately
CA - California Maritime Academy	144		642
CA - California Polytechnic State University - San	7,940	304	16,983
CA - California State Polytechnic University - Pom	2,211	0	4,530
CA - California State University, Bakersfield	954	13	3,260
CA - California State University, Channel Islands	968	0	2,756
CA - California State University, Chico	1,682		4,222
CA - California State University, Dominguez Hills	868	6	3,164
CA - California State University, East Bay	5,376		6,772
CA - California State University, Fresno	3,161 -1		6,661
CA - California State University, Fullerton	13,117	3,434	30,181
CA - California State University, Long Beach	8,941	248	21,871
CA - California State University, Los Angeles	3,285	0	6,448
CA - California State University, Monterey Bay	1,808		4,032
CA - California State University, Northridge - [Nort	3,503		6,967
CA - California State University, San Bernardino	6,077	0	8,180
CA - California State University, San Marcos	6,699	237	10,822
CA - California State University, Stanislaus	2,661	25	4,802
CA - Humboldt State University	3,049	0	6,698
CA - Sacramento State University	5,471	66	10,035
CA - San Diego State University	4,204	277	9,168
CA - San Francisco State University	5,970	275	16,111
CA - San Jose State University	8,799	355	13,488
CA - Sonoma State University	3,394	24	8,228

Note: -1 means N/A, or U/A (Unavailable); a blank entry means no data was entered.