




## CSU Annual Library Statistics 1999-2000

|  | Service Outlets   | Staffing  |                  |                                |  |                          |                                     |
|---|---|---|------------------|--------------------------------|--|--------------------------|-------------------------------------|
|   | Branch and independent libraries - excluding main library | Librarians and other professional staff (sum of cols. 2a, 2b) | Librarians (FTE) | Other professional staff (FTE) | All other paid staff (except student assistants) (FTE) | Library Assistants (FTE) | All other paid staff (cols. 3 - 3a) |
| State University  | (1)   | (2)   | (2a)             | (2b)                           | (3)  | (3a)                     | (3b)                                |
| Bakersfield   | 1   | 11.74   | 8.74             | 3.00                           | 14.42  | 12.42                    | 2.00                                |
| Chico   | 0   | 18.84   | 16.84            | 2.00                           | 36.41  | 36.41                    | 0.00                                |
| Dominguez Hills   | 0   | 13.00   | 11.00            | 2.00                           | 15.00  | 12.00                    | 3.00                                |
| Fresno  | 0   | 26.50   | 24.50            | 2.00                           | 45.00  | 34.00                    | 11.00                               |
| Fullerton   | 1   | 23.80   | 22.80            | 1.00                           | 36.87  | 28.87                    | 8.00                                |
| Hayward   | 1   | 14.00   | 12.00            | 2.00                           | 24.50  | 19.00                    | 5.50                                |
| Humboldt  | 0   | 17.00   | 13.00            | 4.00                           | 22.00  | 17.90                    | 4.10                                |
| Long Beach  | 1   | 25.73   | 21.23            | 4.50                           | 46.66  | 35.00                    | 11.66                               |
| Los Angeles   | 0   | 21.50   | 18.50            | 3.00                           | 28.50  | 22.00                    | 6.50                                |
| Maritime Academy  | 1   | 2.00  | 2.00             | 0.00                           | 1.00   | 1.00                     | 0.00                                |
| Monterey Bay  | 0   | 8.28  | 8.28             | 0.00                           | 8.00   | 7.00                     | 1.00                                |
| Northridge  | 2   | 31.08   | 26.08            | 5.00                           | 62.00  | 28.00                    | 34.00                               |
| Pomona  | 0   | 13.61   | 13.61            | 0.00                           | 35.50  | 26.50                    | 9.00                                |
| Sacramento  | 0   | 26.21   | 24.21            | 2.00                           | 57.17  | 44.17                    | 13.00                               |
| San Bernardino  | 0   | 13.19   | 13.19            | 0.00                           | 25.40  | 18.00                    | 7.40                                |
| San Diego   | 0   | 47.17   | 33.17            | 14.00                          | 57.80  | 40.40                    | 17.40                               |
| San Francisco   | 1   | 27.85   | 27.85            | 0.00                           | 61.20  | 34.70                    | 26.50                               |
| San Jose  | 0   | 23.55   | 23.55            | 0.00                           | 44.55  | 24.80                    | 19.75                               |
| San Luis Obispo   | 0   | 16.70   | 16.70            | 0.00                           | 40.60  | 31.85                    | 8.75                                |
| San Marcos  | 0   | 10.98   | 10.98            | 0.00                           | 14.00  | 14.00                    | 0.00                                |
| Sonoma  | 1   | 13.70   | 12.70            | 1.00                           | 19.80  | 19.80                    | 0.00                                |
| Stanislaus  | 1   | 9.00  | 9.00             | 0.00                           | 15.50  | 13.50                    | 2.00                                |
| <b>Total</b>  | <b>10</b>   | <b>415.43</b>   | <b>369.93</b>    | <b>45.50</b>                   | <b>711.88</b>  | <b>521.32</b>            | <b>190.56</b>                       |


## CSU Annual Library Statistics 1999-2000

|  | Operating Expenditures                            |   |   |              |   |  |   |
|---|---|---|---|--------------|---|--|---|
|   | Staffing  |   | Salaries and Wages                      |              |   |  |   |
|   | Student assistants from all funding sources (FTE) | Total FTE staff - (sum of lines 2, 3, 4, 5) | Librarians and other professional staff | Librarians   | Other professional staff (cols. 7 - 7a) | All other paid staff (except student assistants) | Total salaries and wages (except stdt. asst.) (sum of cols. 7, 8) |
| State University  | (5)   | (6)   | (7)                                     | (7a)         | (7b)                                    | (8)  | (8a)  |
| Bakersfield   | 11.68   | 37.84                                       | \$638,631                               | \$445,359    | \$193,272                               | \$525,154  | \$1,163,785   |
| Chico   | 42.40   | 97.65                                       | \$1,227,291                             | \$1,033,479  | \$193,812                               | \$1,279,956                                      | \$2,507,247   |
| Dominguez Hills   | 20.00   | 48.00                                       | \$859,429                               | \$670,286    | \$189,143                               | \$547,706  | \$1,407,135   |
| Fresno  | 38.50   | 110.00                                      | \$1,942,090                             | \$1,848,467  | \$93,623                                | \$1,563,936                                      | \$3,506,026   |
| Fullerton   | 36.29   | 96.96                                       | \$1,567,999                             | \$1,480,787  | \$87,212                                | \$1,421,731                                      | \$2,989,730   |
| Hayward   | 15.50   | 54.00                                       | \$995,517                               | \$769,379    | \$226,138                               | \$864,489  | \$1,860,006   |
| Humboldt  | 14.85   | 53.85                                       | \$1,041,889                             | \$886,914    | \$154,975                               | \$709,282  | \$1,751,171   |
| Long Beach  | 33.15   | 105.54                                      | \$1,762,179                             | \$1,252,087  | \$510,092                               | \$1,506,415                                      | \$3,268,594   |
| Los Angeles   | 35.50   | 87.00                                       | \$1,506,433                             | \$1,220,461  | \$285,972                               | \$1,082,633                                      | \$2,589,066   |
| Maritime Academy  | 1.40  | 4.40  | \$159,858                               | \$122,493    | \$37,365                                | \$0  | \$159,858   |
| Monterey Bay  | 5.92  | 22.20                                       | \$508,425                               | \$508,425    | \$0                                     | \$228,076  | \$736,501   |
| Northridge  | 45.70   | 138.78                                      | \$2,114,113                             | \$1,690,609  | \$423,504                               | \$2,067,907                                      | \$4,182,020   |
| Pomona  | 18.77   | 67.88                                       | \$980,774                               | \$980,774    | \$0                                     | \$1,366,457                                      | \$2,347,231   |
| Sacramento  | 40.88   | 124.26                                      | \$1,748,817                             | \$1,731,279  | \$17,538                                | \$1,978,576                                      | \$3,727,393   |
| San Bernardino  | 17.46   | 56.05                                       | \$899,956                               | \$796,528    | \$103,428                               | \$1,062,587                                      | \$1,962,543   |
| San Diego   | 52.60   | 157.57                                      | \$2,876,839                             | \$2,118,633  | \$758,206                               | \$2,022,037                                      | \$4,898,876   |
| San Francisco   | 34.00   | 123.05                                      | \$1,995,356                             | \$1,995,356  | \$0                                     | \$2,265,549                                      | \$4,260,905   |
| San Jose  | 27.00   | 95.10                                       | \$1,760,675                             | \$1,760,675  | \$0                                     | \$1,959,838                                      | \$3,720,513   |
| San Luis Obispo   | 24.80   | 82.10                                       | \$1,194,556                             | \$1,194,556  | \$0                                     | \$1,679,648                                      | \$2,874,204   |
| San Marcos  | 15.76   | 40.74                                       | \$729,181                               | \$650,245    | \$78,936                                | \$595,371  | \$1,324,552   |
| Sonoma  | 16.98   | 50.48                                       | \$734,856                               | \$734,856    | \$0                                     | \$936,820  | \$1,671,676   |
| Stanislaus  | 10.27   | 34.77                                       | \$651,606                               | \$651,606    | \$0                                     | \$491,343  | \$1,142,949   |
| <b>Total</b>  | 559.41  | 1,686.72                                    | \$27,896,470                            | \$24,543,254 | \$3,353,216                             | \$26,155,511                                     | \$54,051,981  |


## CSU Annual Library Statistics 1999-2000

|  | Operating Expenditures |  |  |  |              |                         |   |
|---|------------------------|--|--|--|--------------|-------------------------|---|
|   | Information Resources  |  |  |  |              |                         |   |
|   | Student<br>assistants  | Books, serial<br>backfiles,<br>and other<br>print<br>materials | Books and<br>non-<br>subscription<br>serials | Current<br>serials (sum<br>of cols. 11a,<br>11b) | Periodicals  | Serial<br>subscriptions | Microforms -<br>include<br>current<br>serials |
| <b>State University</b>   | (9)                    | (10)   | (10a)  | (11)   | (11a)        | (11b)                   | (12)  |
| <b>Bakersfield</b>  | \$96,640               | \$341,539  | N/A  | \$345,162  | \$259,814    | \$85,348                | \$13,157                                      |
| <b>Chico</b>  | \$487,761              | \$466,474  | \$321,530                                    | \$768,538  | \$715,850    | \$52,688                | \$53,883                                      |
| <b>Dominguez Hills</b>  | \$156,555              | \$222,251  | N/A  | \$309,839  | N/A          | N/A                     | \$45,705                                      |
| <b>Fresno</b>   | \$467,895              | \$742,094  | \$705,734                                    | \$897,712  | \$720,979    | \$176,733               | \$107,800                                     |
| <b>Fullerton</b>  | \$626,304              | \$432,466  | \$412,276                                    | \$708,227  | \$621,669    | \$86,558                | \$68,601                                      |
| <b>Hayward</b>  | \$206,933              | \$420,137  | N/A  | \$231,184  | N/A          | N/A                     | \$48,947                                      |
| <b>Humboldt</b>   | \$194,735              | \$452,399  | \$452,399                                    | \$463,764  | \$341,196    | \$122,568               | \$11,303                                      |
| <b>Long Beach</b>   | \$439,322              | \$406,895  | \$369,680                                    | \$1,835,555                                      | \$1,652,065  | \$183,490               | \$45,422                                      |
| <b>Los Angeles</b>  | \$469,952              | \$641,361  | \$612,166                                    | \$466,183  | \$357,513    | \$108,670               | \$28,048                                      |
| <b>Maritime Academy</b>   | \$10,981               | \$57,696   | \$57,696                                     | \$52,853   | \$46,577     | \$6,276                 | \$0   |
| <b>Monterey Bay</b>   | \$54,006               | \$83,135   | \$83,135                                     | \$55,556   | \$42,630     | \$12,926                | \$0   |
| <b>Northridge</b>   | \$565,595              | \$706,424  | \$706,424                                    | \$957,491  | \$634,786    | \$322,705               | \$36,818                                      |
| <b>Pomona</b>   | \$245,415              | \$365,585  | \$365,585                                    | \$906,071  | \$632,539    | \$273,532               | \$77,128                                      |
| <b>Sacramento</b>   | \$557,111              | \$674,458  | \$670,675                                    | \$903,394  | \$726,998    | \$176,396               | \$94,141                                      |
| <b>San Bernardino</b>   | \$219,414              | \$290,576  | N/A  | \$415,029  | \$326,752    | \$88,277                | \$11,193                                      |
| <b>San Diego</b>  | \$691,065              | \$636,815  | \$615,759                                    | \$1,374,648                                      | \$1,053,325  | \$321,323               | \$150,528                                     |
| <b>San Francisco</b>  | \$559,499              | \$698,086  | \$698,086                                    | \$1,332,434                                      | \$960,558    | \$371,876               | \$209,409                                     |
| <b>San Jose</b>   | \$472,710              | \$664,936  | \$664,323                                    | \$1,102,811                                      | \$840,537    | \$262,274               | \$41,359                                      |
| <b>San Luis Obispo</b>  | \$285,262              | \$302,430  | \$302,430                                    | \$878,962  | \$627,507    | \$251,455               | \$100,948                                     |
| <b>San Marcos</b>   | \$173,906              | \$190,359  | \$0  | \$226,769  | \$159,335    | \$67,434                | \$26,463                                      |
| <b>Sonoma</b>   | \$78,500               | \$242,091  | \$242,091                                    | \$284,275  | \$201,545    | \$82,730                | \$65,864                                      |
| <b>Stanislaus</b>   | \$119,998              | \$138,266  | N/A  | \$583,406  | \$392,010    | \$191,396               | N/A   |
| <b>Total</b>  | \$7,179,559            | \$9,176,472  | \$7,279,989                                  | \$15,099,863                                     | \$11,314,185 | \$3,244,655             | \$1,236,717                                   |


## CSU Annual Library Statistics 1999-2000

|  | Operating Expenditures                          |  |                                |                                      |          |   |                       |
|---|---|--|--------------------------------|--------------------------------------|----------|---|-----------------------|
|   | Information Resources                           |  |                                |                                      |          |   |                       |
|   | Audiovisual materials - include current serials | Computer files and search services - include current serials | Online full-text subscriptions | Document delivery/ interlibrary loan | Other    | Total information resources (sum of cols. 10, 11, 12, 13, 14, 15, 16) | Preservation/ binding |
| State University  | (13)  | (14)   | (14a)                          | (15)                                 | (16)     | (16a)   | (17)                  |
| <b>Bakersfield</b>  | N/A   | N/A  | \$74,209                       | \$11,842                             | N/A      | \$711,700   | \$21,000              |
| <b>Chico</b>  | \$31,523  | \$148,689  | \$36,186                       | \$0                                  | \$892    | \$1,469,999   | \$42,422              |
| <b>Dominguez Hills</b>  | \$0   | \$81,833   | \$29,792                       | \$1,987                              | \$0      | \$661,615   | \$6,555               |
| <b>Fresno</b>   | \$29,100  | \$8,860  | \$147,955                      | \$0                                  | \$4,120  | \$1,789,686   | \$39,816              |
| <b>Fullerton</b>  | \$19,879  | \$335,438  | \$165,700                      | \$130,402                            | \$31     | \$1,695,044   | \$27,674              |
| <b>Hayward</b>  | \$9,287   | \$243,463  | \$243,463                      | \$42,528                             | \$0      | \$995,546   | \$16,730              |
| <b>Humboldt</b>   | \$22,598  | \$180,281  | \$184,176                      | \$44,964                             | \$148    | \$1,175,457   | \$8,499               |
| <b>Long Beach</b>   | \$22,652  | \$245,655  | \$157,019                      | \$12,186                             | \$0      | \$2,568,365   | \$33,783              |
| <b>Los Angeles</b>  | \$15,983  | \$240,516  | \$92,877                       | \$3,076                              | \$0      | \$1,395,167   | \$100,030             |
| <b>Maritime Academy</b>   | \$4,129   | \$15,980   | \$6,639                        | \$2,500                              | \$0      | \$133,157   | \$7,725               |
| <b>Monterey Bay</b>   | \$9,869   | \$110,867  | \$57,723                       | \$2,334                              | \$43,208 | \$304,969   | \$17,076              |
| <b>Northridge</b>   | \$26,868  | \$115,995  | \$101,515                      | \$15,000                             | \$0      | \$1,858,596   | \$66,290              |
| <b>Pomona</b>   | \$38,429  | \$161,460  | \$73,074                       | \$92,563                             | \$0      | \$1,641,236   | \$30,265              |
| <b>Sacramento</b>   | \$49,373  | \$249,436  | \$174,471                      | N/A                                  | \$11,910 | \$1,982,712   | \$40,000              |
| <b>San Bernardino</b>   | \$4,739   | \$75,124   | \$38,211                       | \$12,507                             | \$0      | \$809,168   | \$20,000              |
| <b>San Diego</b>  | \$9,809   | \$450,011  | \$134,991                      | \$62,282                             | \$0      | \$2,684,093   | \$107,166             |
| <b>San Francisco</b>  | \$44,706  | \$344,805  | \$343,577                      | \$82,152                             | \$0      | \$2,711,592   | \$37,086              |
| <b>San Jose</b>   | \$35,107  | \$170,832  | \$155,719                      | \$46,625                             | \$0      | \$2,061,670   | \$53,940              |
| <b>San Luis Obispo</b>  | \$9,234   | \$226,105  | \$96,233                       | \$67,448                             | \$0      | \$1,585,127   | \$48,413              |
| <b>San Marcos</b>   | \$27,420  | \$136,098  | \$84,581                       | \$7,165                              | \$10,393 | \$624,667   | \$23,636              |
| <b>Sonoma</b>   | \$28,377  | \$135,767  | \$120,015                      | \$3,275                              | \$815    | \$760,464   | \$1,770               |
| <b>Stanislaus</b>   | N/A   | \$79,500   | N/A                            | \$21,566                             | \$0      | \$822,738   | \$6,191               |
| <b>Total</b>  | \$439,081                                       | \$3,756,715  | \$2,518,126                    | \$662,402                            | \$71,517 | \$30,442,768  | \$756,067             |


## CSU Annual Library Statistics 1999-2000

|  | Operating Expenditures   |  |   |  |   |  |  |
|---|--|--|---|--|---|--|--|
|   | Furniture and<br>equipment -<br>exclude<br>computer<br>equipment | Computer<br>hardware<br>and software<br>include<br>maintenance | Bibliograph-<br>ic utilities,<br>networks,<br>and consortia | All other<br>operating<br>expenditures | <b>Total<br/>operating<br/>expenditures</b><br>(sum of 7-<br>10,11,12-21) | Employee<br>fringe benefits<br>(if paid from<br>the library<br>budget) | <b>Total<br/>expenditures</b><br>(sum of cols.<br>22 and 23) |
| State University  | (18)   | (19)   | (20)  | (21)                                   | (22)  | (23)   | (23a)  |
| <b>Bakersfield</b>  | \$6,251  | \$107,724  | \$43,340  | \$180,356                              | \$2,330,796   | \$200,759  | \$2,531,555  |
| <b>Chico</b>  | \$57,566   | \$184,013  | \$47,500  | \$315,103                              | \$5,111,611   | \$0  | \$5,111,611  |
| <b>Dominguez Hills</b>  | \$11,643   | \$69,317   | \$0   | \$145,566                              | \$2,458,386   | \$0  | \$2,458,386  |
| <b>Fresno</b>   | \$38,537   | \$105,067  | \$75,133  | \$220,552                              | \$6,390,667   | \$0  | \$6,390,667  |
| <b>Fullerton</b>  | \$69,426   | \$110,641  | \$53,624  | \$300,481                              | \$5,872,924   | \$0  | \$5,872,924  |
| <b>Hayward</b>  | N/A  | \$129,943  | \$63,526  | \$226,646                              | \$3,499,330   | \$0  | \$3,499,330  |
| <b>Humboldt</b>   | \$35,901   | \$78,756   | \$44,733  | \$151,718                              | \$3,440,970   | \$1,570  | \$3,442,540  |
| <b>Long Beach</b>   | \$0  | \$189,841  | \$97,732  | \$782,898                              | \$7,380,535   | \$0  | \$7,380,535  |
| <b>Los Angeles</b>  | \$19,915   | \$109,514  | \$52,000  | \$163,608                              | \$4,899,252   | \$417,365  | \$5,316,617  |
| <b>Maritime Academy</b>   | \$34,255   | \$4,604  | \$850   | \$3,525                                | \$348,680   | \$0  | \$348,680  |
| <b>Monterey Bay</b>   | \$2,742  | \$12,517   | \$15,355  | \$43,208                               | \$1,186,374   | \$0  | \$1,186,374  |
| <b>Northridge</b>   | \$135,171  | \$316,848  | \$68,419  | \$179,016                              | \$7,371,955   | \$0  | \$7,371,955  |
| <b>Pomona</b>   | \$59,293   | \$249,239  | \$32,389  | \$231,961                              | \$4,837,029   | \$405,265  | \$5,242,294  |
| <b>Sacramento</b>   | \$90,361   | \$331,912  | \$51,801  | \$271,747                              | \$7,053,037   | \$0  | \$7,053,037  |
| <b>San Bernardino</b>   | \$17,131   | \$137,762  | \$0   | \$239,367                              | \$3,443,595   | \$585,819  | \$4,029,414  |
| <b>San Diego</b>  | \$294,807  | \$515,869  | \$143,903   | \$2,408,843                            | \$11,744,623  | \$831,361  | \$12,575,984   |
| <b>San Francisco</b>  | \$111,313  | \$189,301  | \$65,255  | \$261,414                              | \$8,196,365   | \$0  | \$8,196,365  |
| <b>San Jose</b>   | \$50,772   | \$186,511  | \$80,000  | \$414,440                              | \$7,040,626   | \$591,742  | \$7,632,368  |
| <b>San Luis Obispo</b>  | \$22,722   | \$78,151   | \$123,137   | \$164,548                              | \$5,181,564   | \$500,030  | \$5,681,594  |
| <b>San Marcos</b>   | \$67,803   | \$95,304   | \$88,751  | \$233,180                              | \$2,552,863   | \$0  | \$2,552,863  |
| <b>Sonoma</b>   | \$1,211,656  | \$686,165  | \$135,767   | \$65,000                               | \$5,542,818   | \$0  | \$5,542,818  |
| <b>Stanislaus</b>   | \$62,087   | \$144,510  | \$37,690  | \$95,237                               | \$2,431,400   | \$215,225  | \$2,646,625  |
| <b>Total</b>  | \$2,399,353  | \$4,033,508  | \$1,320,905   | \$7,098,414                            | \$108,315,399   | \$3,749,136  | \$112,064,536  |


## CSU Annual Library Statistics 1999-2000

|  | Collections   |                                      |                                      |                                       |  |  |                           |
|---|---|--------------------------------------|--------------------------------------|---------------------------------------|--|--|---------------------------|
|   | Added   |                                      |                                      |                                       |  |  |                           |
|   | Books and bound periodicals (volumes) (sum of cols. 24a, 24b, 24c, 24d) | Books and bound periodicals (titles) | Books, excl. juv's and texts (vols.) | Books, excl. juv's and texts (titles) | Added by purchase, excl juv's and texts (vols) | Added by gift, excl. juv's and texts (vols.) | Bound periodicals (vols.) |
| State University  | (24)  | (25)                                 | (24a)                                | (25a)                                 | (24a(1))                                       | (24a(2))                                     | (24b)                     |
| <b>Bakersfield</b>  | 24,745  | 17,696                               | 21,560                               | 17,696                                | 20,544   | 1,016  | 2,799                     |
| <b>Chico</b>  | 18,489  | 25,561                               | 13,492                               | 12,079                                | 11,669   | 410  | 4,631                     |
| <b>Dominguez Hills</b>  | 7,390   | N/A                                  | 6,613                                | N/A                                   | 6,498  | 115  | 777                       |
| <b>Fresno</b>   | 26,189  | 25,691                               | 22,885                               | 19,924                                | 22,571   | 314  | 1,531                     |
| <b>Fullerton</b>  | 29,710  | 23,087                               | 27,143                               | 22,752                                | 20,712   | 6,431  | 2,168                     |
| <b>Hayward</b>  | 14,056  | N/A                                  | 12,114                               | N/A                                   | 11,745   | 369  | 1,862                     |
| <b>Humboldt</b>   | 19,888  | N/A                                  | 18,410                               | N/A                                   | 9,004  | 9,406  | 1,425                     |
| <b>Long Beach</b>   | 24,839  | 18,650                               | 18,569                               | 15,628                                | 16,853   | 1,716  | 3,859                     |
| <b>Los Angeles</b>  | 28,050  | 17,461                               | 17,990                               | 17,461                                | 17,196   | 794  | 9,569                     |
| <b>Maritime Academy</b>   | 1,947   | 1,947                                | 1,495                                | 1,483                                 | 1,483  | 12   | 452                       |
| <b>Monterey Bay</b>   | 3,842   | 3,231                                | 3,522                                | 2,858                                 | 3,185  | 337  | 282                       |
| <b>Northridge</b>   | 21,213  | 14,348                               | 16,877                               | 14,348                                | N/A  | N/A  | 3,258                     |
| <b>Pomona</b>   | 15,451  | 8,822                                | 12,213                               | 8,430                                 | 11,421   | 792  | 2,838                     |
| <b>Sacramento</b>   | 29,531  | 19,571                               | 24,022                               | 19,028                                | 21,958   | 2,064  | 4,488                     |
| <b>San Bernardino</b>   | 18,122  | 14,497                               | 15,059                               | 12,047                                | 13,451   | 1,608  | 2,060                     |
| <b>San Diego</b>  | 29,579  | 21,572                               | 23,011                               | 21,572                                | 21,004   | 2,007  | 6,087                     |
| <b>San Francisco</b>  | 34,165  | 33,782                               | 33,782                               | N/A                                   | 33,348   | 434  | 383                       |
| <b>San Jose</b>   | 21,948  | 12,966                               | 16,652                               | 0                                     | 13,834   | 2,818  | 4,247                     |
| <b>San Luis Obispo</b>  | 19,808  | 7,450                                | 9,687                                | 7,038                                 | 8,129  | 1,558  | 3,048                     |
| <b>San Marcos</b>   | 17,556  | 12,958                               | 13,331                               | 11,295                                | 6,939  | 6,392  | 1,834                     |
| <b>Sonoma</b>   | 20,621  | N/A                                  | 16,929                               | N/A                                   | 6,929  | 10,000                                       | 3,000                     |
| <b>Stanislaus</b>   | 7,898   | 5,844                                | 7,200                                | 5,844                                 | 6,694  | 506  | 18                        |
| <b>Total</b>  | 435,037   | 285,134                              | 352,556                              | 209,483                               | 285,167  | 49,099                                       | 60,616                    |


## CSU Annual Library Statistics 1999-2000

|  | Collections               |                            |                      |                                    |                                     |  |  |
|---|---------------------------|----------------------------|----------------------|------------------------------------|-------------------------------------|--|--|
|   | Added                     |                            |                      |                                    |                                     |  |  |
|   | Juvenile<br>works (vols.) | Textbooks, K<br>12 (vols.) | Volumes<br>withdrawn | Government<br>documents<br>(units) | Government<br>documents<br>(titles) | Total<br>number of<br>paid and<br>unpaid<br>subscrip-<br>tions | Subscription<br>titles<br>(number of<br>unique titles) |
| State University  | (24c)                     | (24d)                      | (24e)                | (26)                               | (27)                                | (28)   | (29)   |
| <b>Bakersfield</b>  | 243                       | 143                        | 2,026                | 11,201                             | 8,171                               | 21   | 21   |
| <b>Chico</b>  | 210                       | 156                        | 15,526               | 4,575                              | 0                                   | 32   | 0  |
| <b>Dominguez Hills</b>  | N/A                       | N/A                        | 2,810                | 3,326                              | N/A                                 | 0  | 0  |
| <b>Fresno</b>   | 954                       | 819                        | 17,782               | 10,247                             | N/A                                 | 23   | 23   |
| <b>Fullerton</b>  | 351                       | 48                         | 10,964               | 0                                  | 0                                   | 274  | 274  |
| <b>Hayward</b>  | 80                        | 0                          | 3,174                | 4,012                              | N/A                                 | 0  | 0  |
| <b>Humboldt</b>   | 28                        | 25                         | 1,260                | 5,696                              | N/A                                 | 0  | 0  |
| <b>Long Beach</b>   | 2,344                     | 67                         | 14,557               | N/A                                | N/A                                 | 68   | 69   |
| <b>Los Angeles</b>  | 491                       | 0                          | 3,613                | 43,286                             | 10,821                              | 33   | 116  |
| <b>Maritime Academy</b>   | 0                         | 0                          | 94                   | 0                                  | 0                                   | 0  | 0  |
| <b>Monterey Bay</b>   | 38                        | 0                          | 153                  | 0                                  | 0                                   | 18   | 18   |
| <b>Northridge</b>   | 328                       | 750                        | 269                  | 77,394                             | N/A                                 | 19   | N/A  |
| <b>Pomona</b>   | 400                       | 0                          | 1,422                | 0                                  | 0                                   | 89   | 203  |
| <b>Sacramento</b>   | 371                       | 650                        | 6,041                | N/A                                | N/A                                 | 46   | 45   |
| <b>San Bernardino</b>   | 1,022                     | 343                        | 401                  | 380                                | 380                                 | 0  | 6  |
| <b>San Diego</b>  | 481                       | 0                          | 1,681                | 8,909                              | 0                                   | 66   | 0  |
| <b>San Francisco</b>  | 0                         | 0                          | 19,375               | 29,026                             | 5,267                               | 183  | 39   |
| <b>San Jose</b>   | 704                       | 345                        | 4,213                | 7,463                              | N/A                                 | 94   | N/A  |
| <b>San Luis Obispo</b>  | 1,009                     | 6,064                      | 19,056               | 13,516                             | 112                                 | 273  | 300  |
| <b>San Marcos</b>   | 2,391                     | 0                          | 473                  | 0                                  | 0                                   | 140  | 140  |
| <b>Sonoma</b>   | 1,133                     | 22                         | 4,151                | 650                                | N/A                                 | 0  | 0  |
| <b>Stanislaus</b>   | 680                       | N/A                        | 713                  | 3,053                              | N/A                                 | 38   | 38   |
| <b>Total</b>  | 13,258                    | 9,432                      | 129,754              | 222,734                            | N/A                                 | 1,417  | 1,292  |


## CSU Annual Library Statistics 1999-2000

|  | Collections                                  |                                       |                       |                        |  |                                      |                                 |
|---|--|---------------------------------------|-----------------------|------------------------|--|--------------------------------------|---------------------------------|
|   | Added  |                                       |                       |                        |  |                                      |                                 |
|   | Paid<br>periodical<br>subscriptions<br>print | Paid serial<br>subscriptions<br>print | Microforms<br>(units) | Microforms<br>(titles) | Manuscripts<br>and archives<br>linear feet | Cartographic<br>materials<br>(units) | Graphic<br>materials<br>(units) |
| <b>State University</b>   | (28a)  | (28b)                                 | (30)                  | (31)                   | (32)                                       | (33)                                 | (34)                            |
| <b>Bakersfield</b>  | 19   | 6                                     | 4,443                 | 41                     | 22   | 0                                    | 0                               |
| <b>Chico</b>  | 26   | 5                                     | 21,553                | 9,861                  | 86   | 983                                  | 722                             |
| <b>Dominguez Hills</b>  | 0  | 0                                     | 3,895                 | N/A                    | 0  | 0                                    | 0                               |
| <b>Fresno</b>   | 16   | 0                                     | 13,734                | N/A                    | 21   | 1,939                                | 390                             |
| <b>Fullerton</b>  | 88   | 12                                    | 16,968                | 220                    | 1  | 243                                  | 21                              |
| <b>Hayward</b>  | 0  | 0                                     | 26,280                | N/A                    | 0  | N/A                                  | N/A                             |
| <b>Humboldt</b>   | 0  | 0                                     | 8,177                 | N/A                    | 0  | 776                                  | 0                               |
| <b>Long Beach</b>   | 65   | 3                                     | 15,987                | N/A                    | N/A  | 57                                   | 9                               |
| <b>Los Angeles</b>  | 33   | 0                                     | 27,588                | 0                      | 0  | 0                                    | 0                               |
| <b>Maritime Academy</b>   | 0  | 0                                     | 0                     | 0                      | 9  | 0                                    | 0                               |
| <b>Monterey Bay</b>   | 3  | 9                                     | 0                     | 0                      | 36   | 1                                    | 0                               |
| <b>Northridge</b>   | 16   | 3                                     | 24,271                | N/A                    | 160  | N/A                                  | 0                               |
| <b>Pomona</b>   | 19   | 58                                    | 24,925                | 0                      | 109  | 17                                   | 0                               |
| <b>Sacramento</b>   | 42   | 1                                     | 52,975                | 7,008                  | 111  | 294                                  | 1,114                           |
| <b>San Bernardino</b>   | 2  | 0                                     | 23,083                | 24                     | 144  | 20                                   | 0                               |
| <b>San Diego</b>  | 55   | 11                                    | 60,738                | 5,579                  | 111  | 1                                    | 27                              |
| <b>San Francisco</b>  | 43   | 97                                    | 55,914                | 15                     | 187  | 1                                    | 429                             |
| <b>San Jose</b>   | 73   | 21                                    | 18,335                | N/A                    | 0  | 30                                   | 0                               |
| <b>San Luis Obispo</b>  | 12   | 15                                    | 77,252                | 25,498                 | 39   | 629                                  | 250                             |
| <b>San Marcos</b>   | 80   | 0                                     | 29,951                | 135                    | 218  | 4                                    | 1,128                           |
| <b>Sonoma</b>   | 0  | 0                                     | 42,031                | N/A                    | 50   | 17                                   | 12                              |
| <b>Stanislaus</b>   | 34   | N/A                                   | 29,931                | N/A                    | 1,500                                      | 110                                  | 0                               |
| <b>Total</b>  | 626  | 241                                   | 578,031               | N/A                    | 2,804                                      | 5,122                                | 4,102                           |


## CSU Annual Library Statistics 1999-2000

|  | Collections                 |                              |  |   |                           |                            |                                    |
|---|-----------------------------|------------------------------|--|---|---------------------------|----------------------------|------------------------------------|
|   | Added                       |                              |  |   |                           |                            |                                    |
|   | Sound recordings<br>(units) | Sound recordings<br>(titles) | Film and Video<br>Materials<br>(units) | Film and Video<br>Materials<br>(titles) | Computer files<br>(units) | Computer files<br>(titles) | Other library materials -<br>units |
| <b>State University</b>   | (35)                        | (36)                         | (37)                                   | (38)                                    | (39)                      | (40)                       | (41)                               |
| <b>Bakersfield</b>  | 94                          | 78                           | 259                                    | 189                                     | 359                       | 65                         | 3                                  |
| <b>Chico</b>  | 356                         | 166                          | 1,070                                  | 826                                     | 157                       | 149                        | 2,320                              |
| <b>Dominguez Hills</b>  | 20                          | 20                           | 155                                    | 155                                     | 56                        | 56                         | 0                                  |
| <b>Fresno</b>   | 1,106                       | N/A                          | 332                                    | 283                                     | 297                       | N/A                        | 0                                  |
| <b>Fullerton</b>  | 330                         | 295                          | 909                                    | 620                                     | 229                       | 102                        | 0                                  |
| <b>Hayward</b>  | 2,057                       | N/A                          | 538                                    | N/A                                     | 723                       | N/A                        | N/A                                |
| <b>Humboldt</b>   | N/A                         | 623                          | N/A                                    | 507                                     | N/A                       | 133                        | 472                                |
| <b>Long Beach</b>   | 247                         | 186                          | 858                                    | 634                                     | N/A                       | N/A                        | 0                                  |
| <b>Los Angeles</b>  | 0                           | 0                            | 260                                    | 170                                     | 415                       | 375                        | 0                                  |
| <b>Maritime Academy</b>   | 0                           | 0                            | 64                                     | 64                                      | 0                         | 0                          | 0                                  |
| <b>Monterey Bay</b>   | 90                          | 80                           | 147                                    | 111                                     | 99                        | 1                          | 0                                  |
| <b>Northridge</b>   | 14,334                      | N/A                          | 361                                    | N/A                                     | 0                         | 337                        | N/A                                |
| <b>Pomona</b>   | 595                         | 519                          | 672                                    | 500                                     | 296                       | 17                         | 0                                  |
| <b>Sacramento</b>   | 161                         | 90                           | 1,012                                  | 453                                     | 453                       | 301                        | 26                                 |
| <b>San Bernardino</b>   | 30                          | 27                           | 490                                    | 490                                     | N/A                       | 1                          | 0                                  |
| <b>San Diego</b>  | 409                         | 310                          | 584                                    | 333                                     | 336                       | 329                        | 0                                  |
| <b>San Francisco</b>  | 156                         | N/A                          | 298                                    | N/A                                     | N/A                       | 543                        | N/A                                |
| <b>San Jose</b>   | 192                         | N/A                          | N/A                                    | N/A                                     | 80                        | N/A                        | 450                                |
| <b>San Luis Obispo</b>  | 83                          | 39                           | 330                                    | 273                                     | 501                       | 222                        | 1,710                              |
| <b>San Marcos</b>   | 205                         | 49                           | 337                                    | 224                                     | 109                       | 97                         | 0                                  |
| <b>Sonoma</b>   | 122                         | N/A                          | 186                                    | N/A                                     | 6                         | N/A                        | N/A                                |
| <b>Stanislaus</b>   | 141                         | N/A                          | 139                                    | N/A                                     | 1                         | N/A                        | 0                                  |
| <b>Total</b>  | 20,728                      | N/A                          | 9,001                                  | N/A                                     | 4,117                     | N/A                        | 4,981                              |


## CSU Annual Library Statistics 1999-2000

|  | Collections   |   |  |   |                                 |                           |                            |
|---|---|---|--|---|---------------------------------|---------------------------|----------------------------|
|   | Held  |   |  |   |                                 |                           |                            |
|   | Books and<br>bound<br>periodicals<br>(volumes)<br>(sum of cols.<br>24a, 24b,<br>24c, 24d) | Books and<br>bound<br>periodicals<br>(titles) | Books, excl.<br>juv's and texts<br>(vols.) | Books, excl.<br>juv's and<br>texts (titles) | Bound<br>periodicals<br>(vols.) | Juvenile<br>works (vols.) | Textbooks,<br>K-12 (vols.) |
| State University  | (24)  | (25)  | (24a)                                      | (25a)                                       | (24b)                           | (24c)                     | (24d)                      |
| <b>Bakersfield</b>  | 420,905   | 307,776                                       | 345,108                                    | 283,969                                     | 61,492                          | 6,299                     | 8,006                      |
| <b>Chico</b>  | 928,450   | N/A   | 707,603                                    | 645,952                                     | 187,945                         | 18,524                    | 14,378                     |
| <b>Dominguez Hills</b>  | 440,181   | N/A   | N/A  | N/A   | N/A                             | N/A                       | N/A                        |
| <b>Fresno</b>   | 977,198   | 690,758                                       | 799,229                                    | 658,864                                     | 149,477                         | 18,826                    | 9,666                      |
| <b>Fullerton</b>  | 1,096,803   | 728,854                                       | 998,201                                    | 697,808                                     | 67,647                          | 15,800                    | 15,155                     |
| <b>Hayward</b>  | 908,577   | N/A   | 784,256                                    | N/A   | 108,577                         | 15,744                    | N/A                        |
| <b>Humboldt</b>   | 552,458   | N/A   | 486,065                                    | N/A   | 53,283                          | 10,866                    | 2,244                      |
| <b>Long Beach</b>   | 1,154,888   | 803,715                                       | 882,627                                    | 806,517                                     | 224,355                         | 28,451                    | 19,455                     |
| <b>Los Angeles</b>  | 1,103,789   | 602,417                                       | 889,446                                    | 602,417                                     | 184,147                         | 30,177                    | 19                         |
| <b>Maritime Academy</b>   | 31,716  | 24,562  | 28,628                                     | 24,048                                      | 3,088                           | 0                         | 0                          |
| <b>Monterey Bay</b>   | 48,947  | 44,552  | 44,843                                     | 43,764                                      | 3,921                           | 172                       | 11                         |
| <b>Northridge</b>   | 1,225,582   | 713,486                                       | 976,002                                    | 713,486                                     | 221,815                         | 10,603                    | 17,162                     |
| <b>Pomona</b>   | 707,861   | 433,342                                       | 595,926                                    | 423,271                                     | 99,994                          | 11,941                    | 0                          |
| <b>Sacramento</b>   | 1,175,174   | 770,779                                       | 931,565                                    | 736,227                                     | 201,307                         | 22,999                    | 19,303                     |
| <b>San Bernardino</b>   | 731,319   | 511,060                                       | 622,084                                    | 487,959                                     | 80,347                          | 13,036                    | 15,852                     |
| <b>San Diego</b>  | 1,273,603   | 875,790                                       | 987,779                                    | 875,790                                     | 267,750                         | 18,074                    | 0                          |
| <b>San Francisco</b>  | 1,012,368   | 756,574                                       | 844,865                                    | N/A   | 133,344                         | 34,159                    | 0                          |
| <b>San Jose</b>   | 1,143,500   | 941,854                                       | 874,962                                    | 0   | 208,016                         | 55,411                    | 5,111                      |
| <b>San Luis Obispo</b>  | 728,304   | 631,321                                       | 574,193                                    | 466,867                                     | 102,714                         | 35,364                    | 16,033                     |
| <b>San Marcos</b>   | 188,116   | 147,784                                       | 145,175                                    | 125,977                                     | 12,901                          | 28,286                    | 1,754                      |
| <b>Sonoma</b>   | 446,898   | N/A   | 446,898                                    | N/A   | 99,418                          | 8,939                     | 16,250                     |
| <b>Stanislaus</b>   | 336,418   | 280,622                                       | 320,731                                    | 280,622                                     | 10,176                          | 5,511                     | N/A                        |
| <b>Total</b>  | 16,633,055  | 9,265,246                                     | 13,286,186                                 | 7,873,538                                   | 2,481,714                       | 389,182                   | 160,399                    |


## CSU Annual Library Statistics 1999-2000

|  | Collections                     |                                  |  |  |   |                                       |                          |                       |
|---|---------------------------------|----------------------------------|--|--|---|---------------------------------------|--------------------------|-----------------------|
|   | Held                            |                                  |  |  |   |                                       |                          |                       |
|   | Government documents<br>(units) | Government documents<br>(titles) | Total number of<br>paid and<br>unpaid print<br>subscriptions | Titles<br>(number of<br>unique titles) | Paid print<br>periodical<br>subscriptions | Paid print<br>serial<br>subscriptions | E-journal<br>titles held | Microforms<br>(units) |
| State University  | (26)                            | (27)                             | (28)   | (29)                                   | (28a)                                     | (28b)                                 | (29a)                    | (30)                  |
| <b>Bakersfield</b>  | 131,920                         | 12,213                           | 1,880  | 1,959                                  | 1,667                                     | 837                                   | 11,181                   | 613,431               |
| <b>Chico</b>  | 702,222                         | 0                                | 2,599  | 2,589                                  | 2,449                                     | 993                                   | 369                      | 1,147,350             |
| <b>Dominguez Hills</b>  | 49,563                          | N/A                              | 2,272  | 2,272                                  | 1,705                                     | 567                                   | 6,949                    | 687,888               |
| <b>Fresno</b>   | 273,987                         | N/A                              | 4,034  | 2,559                                  | 2,574                                     | 1,460                                 | 422                      | 1,207,118             |
| <b>Fullerton</b>  | 0                               | 0                                | 5,988  | 5,911                                  | 2,437                                     | 399                                   | 938                      | 1,049,069             |
| <b>Hayward</b>  | 60,815                          | N/A                              | 3,858  | N/A                                    | 2,210                                     | 1,648                                 | 759                      | 803,844               |
| <b>Humboldt</b>   | 388,308                         | N/A                              | 2,799  | 2,793                                  | 1,612                                     | 731                                   | 4,709                    | 593,753               |
| <b>Long Beach</b>   | N/A                             | 4,934                            | 6,635  | 3,874                                  | 3,589                                     | 1,824                                 | 552                      | 1,443,193             |
| <b>Los Angeles</b>  | 815,527                         | 203,881                          | 2,438  | 10,658                                 | 2,113                                     | 325                                   | 8,779                    | 1,017,007             |
| <b>Maritime Academy</b>   | 300                             | 15                               | 275  | 275                                    | 222                                       | 28                                    | 0                        | 20,680                |
| <b>Monterey Bay</b>   | 0                               | 0                                | 361  | 361                                    | 310                                       | 85                                    | 10,116                   | 0                     |
| <b>Northridge</b>   | 1,586,048                       | N/A                              | 4,311  | N/A                                    | 2,557                                     | 1,754                                 | 1,611                    | 3,062,386             |
| <b>Pomona</b>   | 0                               | 0                                | 5,863  | 5,659                                  | 2,724                                     | 2,881                                 | 341                      | 2,423,478             |
| <b>Sacramento</b>   | 673,260                         | N/A                              | 4,040  | 4,032                                  | 3,227                                     | 487                                   | 568                      | 2,269,028             |
| <b>San Bernardino</b>   | 22,860                          | 22,860                           | 2,235  | 2,124                                  | 1,507                                     | 572                                   | 28,063                   | 628,829               |
| <b>San Diego</b>  | 639,547                         | 237,883                          | 5,092  | 5,051                                  | 3,442                                     | 1,239                                 | 1,548                    | 4,097,317             |
| <b>San Francisco</b>  | 473,773                         | 0                                | 5,186  | 5,548                                  | 3,269                                     | 711                                   | 10,000                   | 2,142,168             |
| <b>San Jose</b>   | 307,020                         | N/A                              | 3,179  | 3,346                                  | 2,422                                     | 621                                   | 10,776                   | 1,664,485             |
| <b>San Luis Obispo</b>  | 371,918                         | 2,078                            | 5,750  | 5,739                                  | 2,071                                     | 1,061                                 | 1,034                    | 2,032,912             |
| <b>San Marcos</b>   | 0                               | 0                                | 2,138  | 2,138                                  | 813                                       | 276                                   | 3,006                    | 849,058               |
| <b>Sonoma</b>   | 90,761                          | N/A                              | 1,402  | 1,402                                  | 1,092                                     | 698                                   | N/A                      | 1,629,050             |
| <b>Stanislaus</b>   | 109,615                         | N/A                              | 1,994  | 1,994                                  | 1,818                                     | N/A                                   | 321                      | 1,283,199             |
| <b>Total</b>  | 6,697,444                       | N/A                              | 74,329   | 70,284                                 | 45,830                                    | 19,197                                | 102,042                  | 30,665,243            |


## CSU Annual Library Statistics 1999-2000

|  | Collections            |  |                                      |                                 |                                |                                 |   |
|---|------------------------|--|--------------------------------------|---------------------------------|--------------------------------|---------------------------------|---|
|   | Held                   |  |                                      |                                 |                                |                                 |   |
|   | Microforms<br>(titles) | Manuscripts<br>and archives<br>(linear feet) | Cartographic<br>materials<br>(units) | Graphic<br>materials<br>(units) | Sound<br>recordings<br>(units) | Sound<br>recordings<br>(titles) | Film and<br>video<br>materials<br>(units) |
| <b>State University</b>   | (31)                   | (32)   | (33)                                 | (34)                            | (35)                           | (36)                            | (37)                                      |
| <b>Bakersfield</b>  | 17,042                 | 550  | 7,700                                | 80                              | 2,683                          | 2,241                           | 4,907                                     |
| <b>Chico</b>  | 14,970                 | 588  | 157,610                              | 90,984                          | 9,711                          | 5,166                           | 10,504                                    |
| <b>Dominguez Hills</b>  | N/A                    | 2,000  | 150                                  | 5,170                           | 8,249                          | 8,249                           | 5,767                                     |
| <b>Fresno</b>   | N/A                    | 818  | 139,134                              | 3,073                           | 68,134                         | N/A                             | 3,348                                     |
| <b>Fullerton</b>  | 21,315                 | 975  | 9,300                                | 22,454                          | 21,258                         | 15,814                          | 4,024                                     |
| <b>Hayward</b>  | N/A                    | 806  | N/A                                  | N/A                             | 23,871                         | N/A                             | 4,545                                     |
| <b>Humboldt</b>   | N/A                    | 9,612  | 25,601                               | 4,214                           | N/A                            | 13,533                          | N/A                                       |
| <b>Long Beach</b>   | N/A                    | N/A  | 35,403                               | 309                             | 22,757                         | 14,460                          | 12,784                                    |
| <b>Los Angeles</b>  | 355                    | 0  | 223                                  | 21,710                          | 794                            | 0                               | 3,610                                     |
| <b>Maritime Academy</b>   | 18,797                 | 380  | 150                                  | 10                              | 20                             | 20                              | 378                                       |
| <b>Monterey Bay</b>   | 0                      | 36   | 1                                    | 0                               | 103                            | 91                              | 1,295                                     |
| <b>Northridge</b>   | N/A                    | 2,695  | N/A                                  | 59,780                          | 34,927                         | N/A                             | 3,666                                     |
| <b>Pomona</b>   | 4,786                  | 714  | 12,976                               | 72                              | 5,011                          | 2,883                           | 3,206                                     |
| <b>Sacramento</b>   | 18,186                 | 4,270  | 21,816                               | 114,145                         | 5,998                          | N/A                             | 10,169                                    |
| <b>San Bernardino</b>   | 0                      | 810  | 1,675                                | 412                             | 10,305                         | 10,264                          | 4,470                                     |
| <b>San Diego</b>  | 83,844                 | 5,234  | 176,535                              | 11,534                          | 9,534                          | 5,329                           | 1,474                                     |
| <b>San Francisco</b>  | 1,393                  | 6,158  | 13,775                               | 90,820                          | 57,401                         | N/A                             | 14,274                                    |
| <b>San Jose</b>   | N/A                    | 2,270  | 10,367                               | 62,103                          | 20,698                         | N/A                             | N/A                                       |
| <b>San Luis Obispo</b>  | 1,364,890              | 4,476  | 32,156                               | 38,516                          | 1,773                          | 1,204                           | 4,755                                     |
| <b>San Marcos</b>   | 37,373                 | 258  | 147                                  | 18,301                          | 2,451                          | 1,712                           | 5,437                                     |
| <b>Sonoma</b>   | N/A                    | 481  | 2,752                                | 18,041                          | 19,429                         | N/A                             | 5,508                                     |
| <b>Stanislaus</b>   | N/A                    | 2,500  | 9,465                                | 1,268                           | 1,333                          | N/A                             | 1,301                                     |
| <b>Total</b>  | N/A                    | 45,630                                       | 656,936                              | 562,996                         | 326,440                        | N/A                             | 105,422                                   |


## CSU Annual Library Statistics 1999-2000

|  | Collections                       |                        |                         |                                 |   |                               |                         |
|---|-----------------------------------|------------------------|-------------------------|---------------------------------|---|-------------------------------|-------------------------|
|   | Held                              |                        |                         |                                 | Services                                  |                               |                         |
|   | Film and video materials (titles) | Computer files (units) | Computer files (titles) | Other library materials (units) | General Collection - recorded circulation | Total in-house use reshelving | Mutual use transactions |
| State University  | (38)                              | (39)                   | (40)                    | (41)                            | (42)                                      | (42a)                         | (42b)                   |
| <b>Bakersfield</b>  | 2,926                             | 2,739                  | 335                     | 125                             | 70,926                                    | 141,149                       | 105                     |
| <b>Chico</b>  | 7,168                             | 1,782                  | 1,168                   | 1,276,463                       | 200,678                                   | 295,178                       | 850                     |
| <b>Dominguez Hills</b>  | 5,767                             | 310                    | 310                     | 0                               | 67,894                                    | 93,510                        | 188                     |
| <b>Fresno</b>   | 2,782                             | 1,143                  | N/A                     | 0                               | 419,538                                   | 419,538                       | N/A                     |
| <b>Fullerton</b>  | 3,339                             | 3,217                  | 899                     | 0                               | 246,105                                   | 407,724                       | 14,852                  |
| <b>Hayward</b>  | N/A                               | 21,668                 | N/A                     | N/A                             | 112,352                                   | 131,389                       | 552                     |
| <b>Humboldt</b>   | 4,475                             | N/A                    | 372                     | 329,546                         | 141,477                                   | 237,120                       | 278                     |
| <b>Long Beach</b>   | 5,801                             | N/A                    | N/A                     | 0                               | 244,554                                   | 399,568                       | 4,507                   |
| <b>Los Angeles</b>  | 215                               | 415                    | 375                     | 0                               | 180,312                                   | 196,289                       | 588                     |
| <b>Maritime Academy</b>   | 361                               | 26                     | 19                      | 0                               | 5,793                                     | 6,000                         | N/A                     |
| <b>Monterey Bay</b>   | 668                               | 435                    | 329                     | 0                               | 24,271                                    | 3,393                         | 0                       |
| <b>Northridge</b>   | N/A                               | 1,399                  | 434                     | N/A                             | 442,690                                   | 328,316                       | N/A                     |
| <b>Pomona</b>   | 2,223                             | 2,582                  | 370                     | 6,201                           | 182,143                                   | 220,596                       | 12,675                  |
| <b>Sacramento</b>   | N/A                               | 1,262                  | 1,013                   | 356                             | 238,660                                   | 292,896                       | 1,191                   |
| <b>San Bernardino</b>   | 4,470                             | N/A                    | 65                      | 0                               | 129,257                                   | 177,671                       | 8,965                   |
| <b>San Diego</b>  | 1,013                             | 704                    | 630                     | 0                               | 316,077                                   | 866,051                       | 1,006                   |
| <b>San Francisco</b>  | N/A                               | N/A                    | 1,135                   | N/A                             | 313,029                                   | 383,223                       | 797                     |
| <b>San Jose</b>   | N/A                               | 426                    | N/A                     | 68,605                          | 229,479                                   | 186,261                       | 1,374                   |
| <b>San Luis Obispo</b>  | 3,636                             | 2,034                  | 736                     | 4,865                           | 304,166                                   | 246,475                       | 578                     |
| <b>San Marcos</b>   | 4,046                             | 1,814                  | 1,469                   | 0                               | 65,068                                    | 29,160                        | 700                     |
| <b>Sonoma</b>   | N/A                               | 960                    | N/A                     | N/A                             | 109,870                                   | 194,507                       | 388                     |
| <b>Stanislaus</b>   | N/A                               | 177                    | N/A                     | 10                              | 103,072                                   | 29,144                        | 0                       |
| <b>Total</b>  | N/A                               | 43,093                 | N/A                     | 1,686,171                       | 4,147,411                                 | 5,285,158                     | 49,594                  |


## CSU Annual Library Statistics 1999-2000

|  | Services                                  |  |  |                                       |                               |                              |  |
|---|---|--|--|---------------------------------------|-------------------------------|------------------------------|--|
|   | Reserve collection - recorded circulation | ILL provided to other libraries (returnable) | ILL provided to other libraries (non-returnable) | Total ILL provided to other libraries | ILL provided to CSU libraries | ILL provided to UC libraries | ILL received from other libraries (returnable) |
| State University  | (43)                                      | (44)   | (45)   | (46)                                  | (46a)                         | (46b)                        | (47)   |
| Bakersfield   | 16,432                                    | 2,646  | 6,775  | 9,421                                 | 6,633                         | 194                          | 1,355  |
| Chico   | 56,941                                    | 2,558  | 3,866  | 6,424                                 | 4,766                         | 277                          | 3,099  |
| Dominguez Hills   | 20,306                                    | 1,750  | 1,750  | 3,500                                 | 2,500                         | 150                          | 800  |
| Fresno  | 28,843                                    | 6,063  | 2,796  | 8,859                                 | 3,192                         | 297                          | 2,266  |
| Fullerton   | 28,952                                    | 4,528  | 4,303  | 8,831                                 | 3,663                         | 289                          | 5,720  |
| Hayward   | 23,709                                    | 2,151  | 1,772  | 3,923                                 | 3,014                         | 124                          | 722  |
| Humboldt  | 65,268                                    | 1,560  | 2,259  | 3,819                                 | 2,840                         | 191                          | 2,072  |
| Long Beach  | 41,911                                    | 4,525  | 8,938  | 13,463                                | 6,686                         | 392                          | 4,662  |
| Los Angeles   | 39,570                                    | 4,604  | 5,122  | 9,126                                 | 4,200                         | 440                          | 2,669  |
| Maritime Academy  | 2,600                                     | 163  | 17   | 180                                   | 14                            | 2                            | 100  |
| Monterey Bay  | 192                                       | 420  | 42   | 462                                   | 135                           | 25                           | 1,509  |
| Northridge  | 19,880                                    | 1,530  | 3,586  | 5,116                                 | 4,001                         | 142                          | 1,501  |
| Pomona  | 65,270                                    | 7,092  | 4,573  | 11,665                                | 7,317                         | 244                          | 4,778  |
| Sacramento  | 62,609                                    | 3,502  | 3,797  | 7,299                                 | 3,868                         | 284                          | 2,178  |
| San Bernardino  | 35,623                                    | 3,585  | 4,212  | 7,797                                 | 5,351                         | 120                          | 1,550  |
| San Diego   | 51,330                                    | 7,321  | 11,243   | 18,564                                | 10,676                        | 514                          | 3,035  |
| San Francisco   | 52,728                                    | 4,025  | 5,805  | 9,830                                 | 5,990                         | 383                          | 2,894  |
| San Jose  | 22,811                                    | 11,404                                       | 7,595  | 18,999                                | 14,803                        | 371                          | 3,065  |
| San Luis Obispo   | 156,947                                   | 4,535  | 2,130  | 6,655                                 | 4,955                         | 189                          | 4,291  |
| San Marcos  | 14,961                                    | 715  | 4,713  | 5,428                                 | 3,832                         | 380                          | 1,617  |
| Sonoma  | 14,438                                    | 3,912  | 2,371  | 6,284                                 | 5,071                         | 78                           | 3,576  |
| Stanislaus  | 16,544                                    | 1,839  | 3,542  | 5,381                                 | 3,171                         | 143                          | 1,824  |
| <b>Total</b>  | <b>837,865</b>                            | <b>80,428</b>                                | <b>91,207</b>                                    | <b>171,026</b>                        | <b>106,678</b>                | <b>5,229</b>                 | <b>55,283</b>                                  |

## CSU Annual Library Statistics 1999-2000

|  | Services   |   |                                 |                                |                         |  |   |
|---|--|---|---------------------------------|--------------------------------|-------------------------|--|---|
|   | ILL received from other libraries (non-returnable) | Total ILL received from other libraries | ILL received from CSU libraries | ILL received from UC libraries | Number of presentations | Contact hours of library lectures/seminars | Number of persons served in presentations |
| State University  | (48)   | (49)                                    | (49a)                           | (49b)                          | (50)                    | (50a)                                      | (51)                                      |
| Bakersfield   | 3,691  | 5,046                                   | 3,437                           | 248                            | 391                     | 299  | 3,356                                     |
| Chico   | 5,875  | 8,994                                   | 6,059                           | 768                            | 319                     | 48   | 6,220                                     |
| Dominguez Hills   | 2,850  | 3,650                                   | 2,400                           | 50                             | 82                      | 44   | 2,173                                     |
| Fresno  | 5,695  | 7,961                                   | 4,870                           | 555                            | 731                     | 0  | 11,587                                    |
| Fullerton   | 10,132   | 15,852                                  | 9,074                           | 1,308                          | 578                     | 0  | 14,327                                    |
| Hayward   | 4,504  | 5,226                                   | 3,234                           | 318                            | 301                     | 924  | 6,537                                     |
| Humboldt  | 4,213  | 6,285                                   | 2,825                           | 498                            | 171                     | 0  | 3,750                                     |
| Long Beach  | 14,207   | 18,869                                  | 9,091                           | 1,184                          | 643                     | 755  | 15,969                                    |
| Los Angeles   | 7,058  | 9,727                                   | 5,844                           | 763                            | 533                     | 44   | 12,589                                    |
| Maritime Academy  | 50   | 0                                       | 45                              | 10                             | 24                      | 24   | 405                                       |
| Monterey Bay  | 1,877  | 3,386                                   | 968                             | 253                            | 277                     | 143  | 4,694                                     |
| Northridge  | 2,357  | 3,858                                   | 2,306                           | 236                            | 723                     | 1,085                                      | 17,633                                    |
| Pomona  | 5,212  | 9,990                                   | 3,733                           | 281                            | 298                     | 390  | 6,328                                     |
| Sacramento  | 3,520  | 5,698                                   | 3,615                           | 326                            | 487                     | 0  | 9,464                                     |
| San Bernardino  | 4,346  | 5,896                                   | 3,306                           | 101                            | 222                     | 0  | 3,564                                     |
| San Diego   | 10,967   | 14,002                                  | 5,597                           | 1,236                          | 468                     | 473  | 9,202                                     |
| San Francisco   | 8,463  | 11,357                                  | 2,403                           | 1,102                          | 325                     | 228  | 6,069                                     |
| San Jose  | 9,712  | 12,777                                  | 7,546                           | 875                            | 416                     | 0  | 10,141                                    |
| San Luis Obispo   | 8,147  | 12,438                                  | 7,582                           | 860                            | 400                     | 60   | 9,825                                     |
| San Marcos  | 1,903  | 3,520                                   | 1,818                           | 102                            | 318                     | 218  | 5,985                                     |
| Sonoma  | 4,150  | 7,726                                   | 6,476                           | 403                            | 659                     | 939  | 6,005                                     |
| Stanislaus  | 2,321  | 4,145                                   | 2,118                           | 197                            | 122                     | 156  | 2,650                                     |
| <b>Total</b>  | 121,250  | 176,403                                 | 94,347                          | 11,674                         | 8,488                   | 5,830                                      | 168,473                                   |

## CSU Annual Library Statistics 1999-2000

|  | Services   |   |  |   |                              |  |
|---|--|---|--|---|------------------------------|--|
|   | Number of persons participating in library lectures/seminars | Number of persons participating in library orientation tours/lectures | Public service hours in a typical week | Person hours per typical week of prof. ref. service available | Gate count in a typical week | Reference transactions in a typical week |
| State University  | (51a)  | (51b)   | (52)                                   | (52a)   | (53)                         | (54)                                     |
| <b>Bakersfield</b>  | 723  | 2,633   | 83                                     | 134   | 14,429                       | 437                                      |
| <b>Chico</b>  | 27   | 492   | 95                                     | 187   | 34,121                       | 1,862                                    |
| <b>Dominguez Hills</b>  | 14   | 2,173   | 83                                     | 76  | 15,776                       | 882                                      |
| <b>Fresno</b>   | 11,221   | 366   | 91                                     | 150   | 15,105                       | 2,664                                    |
| <b>Fullerton</b>  | 0  | 51  | 84                                     | 191   | N/A                          | 1,900                                    |
| <b>Hayward</b>  | 644  | 128   | 80                                     | 181   | 19,036                       | 1,368                                    |
| <b>Humboldt</b>   | 0  | 0   | 96                                     | 126   | 13,152                       | 750                                      |
| <b>Long Beach</b>   | 14,987   | 982   | 93                                     | 173   | 35,799                       | 3,192                                    |
| <b>Los Angeles</b>  | 29   | 12,560  | 81                                     | 164   | 49,349                       | 2,263                                    |
| <b>Maritime Academy</b>   | 405  | 405   | 73                                     | 59  | 1,750                        | 164                                      |
| <b>Monterey Bay</b>   | 4,694  | 689   | 76                                     | 60  | 3,176                        | 275                                      |
| <b>Northridge</b>   | 16,840   | 793   | 91                                     | 230   | 25,400                       | 4,532                                    |
| <b>Pomona</b>   | 6,119  | 209   | 83                                     | 137   | 29,414                       | 1,599                                    |
| <b>Sacramento</b>   | 0  | 625   | 94                                     | 171   | 48,822                       | 2,599                                    |
| <b>San Bernardino</b>   | 0  | 3,564   | 86                                     | 116   | 28,186                       | 4,748                                    |
| <b>San Diego</b>  | 7,104  | 2,098   | 95                                     | 280   | 51,865                       | 4,138                                    |
| <b>San Francisco</b>  | 139  | 5,238   | 81                                     | 314   | 53,100                       | 1,277                                    |
| <b>San Jose</b>   | 0  | 50  | 81                                     | 183   | 28,963                       | 2,342                                    |
| <b>San Luis Obispo</b>  | 51   | 8,170   | 97                                     | 139   | 30,535                       | 1,830                                    |
| <b>San Marcos</b>   | 340  | 5,645   | 69                                     | 54  | 6,551                        | 519                                      |
| <b>Sonoma</b>   | 6,005  | 0   | 89                                     | 61  | 13,800                       | 1,375                                    |
| <b>Stanislaus</b>   | 105  | 2,650   | 88                                     | 65  | 5,670                        | 370                                      |
| <b>Total</b>  | 69,447   | 49,521  | Mean=85.7                              | Mean=147.7  | Mean=23,818                  | Mean=1,868                               |