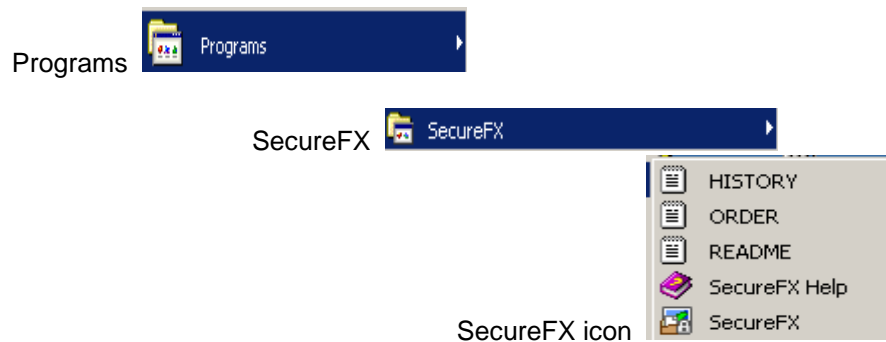


How to Create a Shortcut Link

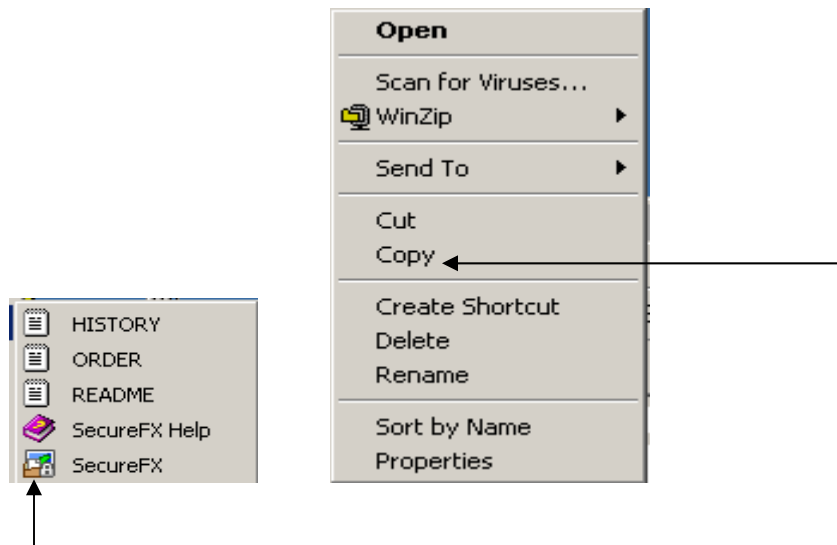
This link is required to FTP files via various Oracle Screens such as FIRMS and ESP using SecureFX.

Step 1 Locate SecureFX

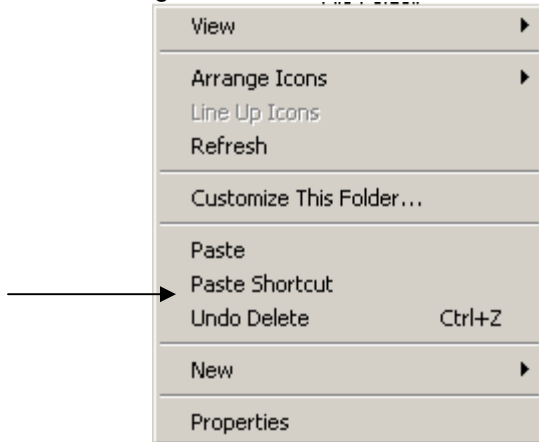
From the Start Menu  select:



Step 2 Right click on the application name and select Copy.



Step 3 Open your D drive and right click in the D drive window. Select Paste Shortcut.



Step 4 This will create a SecureFX shortcut at the root of the D drive.



Step 5 Click on the application name and change the name to Securecsu. You now have a shortcut on your D drive that can be called by the various Oracle Screens.

